

# Potassium hexacyanoferrate(II) trihydrate

sc-203354



The Power to Question

## Material Safety Data Sheet

Hazard Alert Code  
Key:

EXTREME

HIGH

MODERATE

LOW

## Section 1 - CHEMICAL PRODUCT AND COMPANY IDENTIFICATION


### PRODUCT NAME

Potassium hexacyanoferrate(II) trihydrate

### STATEMENT OF HAZARDOUS NATURE

CONSIDERED A HAZARDOUS SUBSTANCE ACCORDING TO OSHA 29 CFR 1910.1200.

### NFPA



### SUPPLIER

Company: Santa Cruz Biotechnology, Inc.

Address:

2145 Delaware Ave

Santa Cruz, CA 95060

Telephone: 800.457.3801 or 831.457.3800

Emergency Tel: CHEMWATCH: From within the US and

Canada: 877-715-9305

Emergency Tel: From outside the US and Canada: +800 2436

2255 (1-800-CHEMCALL) or call +613 9573 3112

### PRODUCT USE

Reagent.

### SYNONYMS

C<sub>6</sub>-Fe-K<sub>4</sub>-N<sub>6</sub>, "tetrapotassium hexakis(cyano-C)ferrate(4-)", "potassium hexacyanoferrate (II)", "potassium hexocyanoferrate (II)", "yellow prussiate of potash"

## Section 2 - HAZARDS IDENTIFICATION

### CANADIAN WHMIS SYMBOLS



### EMERGENCY OVERVIEW

#### RISK

Contact with acids liberates very toxic gas.

Possible risk of irreversible effects.

Irritating to eyes, respiratory system and skin.

Toxic to aquatic organisms, may cause long-term adverse effects in the aquatic environment.

### POTENTIAL HEALTH EFFECTS

#### ACUTE HEALTH EFFECTS

#### SWALLOWED

■ Accidental ingestion of the material may be damaging to the health of the individual.

■ Acute potassium poisoning after swallowing is rare, because vomiting usually occurs and renal excretion is fast. Potassium causes a slow, weak pulse, irregularities in heart rhythm, heart block and an eventual fall in blood pressure. Breathing initially becomes faster but the muscles of breathing eventually become paralyzed. There can be loss of appetite, extreme thirst, increased volumes of urine, fever, convulsions and gastric disturbances; death may then occur due to failure of breathing and inflammation of the stomach and bowel.

■ A number of materials such as cyanamide, calcium cyanamide, cyanates, isocyanates, isonitrile, thiocyanates, ferricyanide and ferrocyanide, and cyanoacetates do not exhibit the same toxic effects as cyanides and nitriles.

■ Complex cyanides are compounds in which the cyanide anion is incorporated into a complex or complexes; these compounds are different in chemical and toxicologic properties from simple cyanides. In solution, the stability of the cyanide

complex varies with the type of cation and the complex that it forms. Some of these are dissociable in weak acids to give free cyanide and a cation, while other complexes require much stronger acidic conditions for dissociation. The least-stable complex metalocyanides include  $[Zn(CN)_4]^{2-}$ ,  $Cd(CN)_3^-$ , and  $[Cd(CN)_4]^{2-}$ ; moderately stable complexes include  $Cu(CN)_2^-$ ,  $[Cu(CN)_3]^{2-}$ ,  $[Ni(CN)_4]^{2-}$ , and  $Ag(CN)_2^-$ ; and the most stable complexes include  $[Fe(CN)_6]^{4-}$  and  $[Co(CN)_6]^{4-}$ . The toxicity of complex cyanides is usually related to their ability to release cyanide ions in solution, which then enter into an equilibrium with HCN; relatively small fluctuations in pH significantly affect their biocidal properties.

- Contact with acids liberates very toxic gases.

#### EYE

- This material can cause eye irritation and damage in some persons.

#### SKIN

- This material can cause inflammation of the skin on contact in some persons.
- The material may accentuate any pre-existing dermatitis condition.
- Skin contact is not thought to have harmful health effects, however the material may still produce health damage following entry through wounds, lesions or abrasions.
- Open cuts, abraded or irritated skin should not be exposed to this material.
- Entry into the blood-stream, through, for example, cuts, abrasions or lesions, may produce systemic injury with harmful effects. Examine the skin prior to the use of the material and ensure that any external damage is suitably protected.

#### INHALED

- The material can cause respiratory irritation in some persons. The body's response to such irritation can cause further lung damage.
- Persons with impaired respiratory function, airway diseases and conditions such as emphysema or chronic bronchitis, may incur further disability if excessive concentrations of particulate are inhaled.
- Not normally a hazard due to non-volatile nature of product.

#### CHRONIC HEALTH EFFECTS

- Long-term exposure to respiratory irritants may result in disease of the airways involving difficult breathing and related systemic problems.


Strong evidence exists that the substance may cause irreversible but non-lethal mutagenic effects following a single exposure. Exposure to the material may result in a possible risk of irreversible effects. The material may produce mutagenic effects in man. This concern is raised, generally, on the basis of appropriate studies using mammalian somatic cells in vivo. Such findings are often supported by positive results from in vitro mutagenicity studies.

Limited evidence suggests that repeated or long-term occupational exposure may produce cumulative health effects involving organs or biochemical systems.

Long term exposure to high dust concentrations may cause changes in lung function i.e. pneumoconiosis; caused by particles less than 0.5 micron penetrating and remaining in the lung. Prime symptom is breathlessness; lung shadows show on X-ray.

## Section 3 - COMPOSITION / INFORMATION ON INGREDIENTS

### HAZARD RATINGS



NAME	CAS RN	%
potassium ferrocyanide trihydrate	14459-95-1	>99

## Section 4 - FIRST AID MEASURES

### SWALLOWED

- IMPORTANT: ESTABLISH A FIRST AID PLAN BEFORE WORKING WITH CYANIDES. ANTIDOTES SHOULD BE AVAILABLE ON SITE.

- Prompt response in an emergency is vital.
- All workers are to be trained and refresher trained in procedures.
- Rescuers might need the protection of breathing apparatus where there is the potential of exposure to airborne cyanide.
- Use the buddy system and avoid becoming a casualty.

In all cases of cyanide exposure get medical help urgently after administering first aid. For cyanide poisonings by any route:

- Contact Poisons Advisory Center or a doctor.
- Seek immediate medical attention.
- Place casualty in coma position.
- Give oxygen when available.
- Consider external cardiac compression, mechanical resuscitation and use of antidote kit.

If breathing stops mouth-to-mouth resuscitation (also called expired air resuscitation - EAR) may be given only as a last resort. Should such resort prove necessary, first wash the casualty's mouth and lips. A first aid attendant giving EAR must not inhale the expired air of the casualty. US Practice as employed by DuPont: - FIRST AID Swallowed/ Inhaled /Skin Contact

- If no symptoms, no treatment is necessary; decontaminate patient.
- If no symptoms but with symptoms present (nausea, shortness of breath, dizziness) give oxygen.
- If consciousness is impaired (slurred speech, drowsiness) give oxygen and amyl nitrite.
- If unconscious but breathing, give oxygen and amyl nitrite by means of a respirator. To give amyl nitrite, break an ampoule in a cloth and insert into lip of mask for 15 seconds, then take away for 15 seconds. Repeat 5-6 times.

First Aid Supplies for cyanide poisoning should be conveniently placed throughout cyanide areas and should be IMMEDIATELY accessible at all times. They should be routinely inspected (typically daily) by people who would use them in an emergency. The total numbers of any item listed below should be adequate to handle the largest number of exposure cases that can reasonably be anticipated, taking into account that some supplies may be wasted, destroyed or inaccessible during an emergency. Oxygen Resuscitators - The Flynn Series III Model from O-Two Systems has been found satisfactory, being lightweight, rugged and easy to use. Amyl Nitrite Ampoules - One box of one dozen ampoules per station is usually satisfactory. Stations should be located throughout the cyanide area. CAUTION: Amyl nitrite is not stable and must be replaced every 1 to 2 years. Store in the original dated box away from heat. (can be stored with the resuscitator). Avoid storage on vehicles where cabin temperatures can reach 60 deg. C. Storage in high temperature climates may require replacement before

the expiry date on the box. Also avoid excessive cold storage which may limit the vapor pressure and reduce its evaporating property. Kits and amyl nitrite should be accessible, but secured against tampering or theft (an increase in the use of nitrite "poppers", as aphrodisiacs, introduces substance abuse concerns). A set of cyanide first aid instructions should be located at each amyl nitrite storage location. Workers should be fully trained since in real emergency situations there will be insufficient time to "read the book". Notes on the use of amyl nitrite:-

- AN is highly volatile and flammable - do not smoke or use around a source of ignition.
- If treating patient in a windy or draughty area provide some shelter or protection (shirt, wall, drum, cupped hand etc.) to prevent amyl nitrite vapor from being blown away. Keep ampoule upwind from the nose, the objective is to get amyl nitrite into the patient's lungs.
- Rescuers should avoid AN inhalation to avoid becoming dizzy and losing competence.
- Lay the patient down. Since AN dilates blood vessels and lowers blood pressure, lying down will help keep the patient conscious.
- DO NOT overuse - excessive use might put the patient into shock.
- Vasodilatory effects of amyl nitrate may promote fatal cardiac arrhythmias (particularly if the patient is not really poisoned by cyanide).
- the role of amyl nitrate as a competitive inducer of methemoglobin in the blood stream is highly variable and, alone, may produce levels of methemoglobin as low as 5% only.

Experience at DuPont plants has not shown any serious after-effects from treatment with amyl nitrite.

#### **EYE**

■ If this product comes in contact with the eyes:

- Wash out immediately with fresh running water.
- Ensure complete irrigation of the eye by keeping eyelids apart and away from eye and moving the eyelids by occasionally lifting the upper and lower lids.
- If pain persists or recurs seek medical attention.
- Removal of contact lenses after an eye injury should only be undertaken by skilled personnel.

#### **SKIN**

■ If skin contact occurs:

- Immediately remove all contaminated clothing, including footwear
- Flush skin and hair with running water (and soap if available).
- Seek medical attention in event of irritation.

#### **INHALED**

■

- If fumes or combustion products are inhaled remove from contaminated area.
- Lay patient down. Keep warm and rested.
- Prostheses such as false teeth, which may block airway, should be removed, where possible, prior to initiating first aid procedures.
- Apply artificial respiration if not breathing, preferably with a demand valve resuscitator, bag-valve mask device, or pocket mask as trained. Perform CPR if necessary.
- Transport to hospital, or doctor, without delay.

#### **NOTES TO PHYSICIAN**

■ For potassium intoxications:

- Hyperkalemia, in patients with abnormal renal function, results from reduced renal excretion following intoxication.
- The presence of electrocardiographic evidence of hyperkalemia or serum potassium levels exceeding 7.5 mE/L indicates a medical emergency requiring an intravenous line and constant cardiac monitoring.
- The intravenous ingestion of 5-10 ml of 10% calcium gluconate, in adults, over a 2 minute period antagonizes the cardiac and neuromuscular effects. The duration of action is approximately 1 hours.

[Ellenhorn and Barceloux: Medical Toxicology].

## **Section 5 - FIRE FIGHTING MEASURES**

Vapour Pressure (mmHG):	Negligible
Upper Explosive Limit (%):	Not Applicable
Specific Gravity (water=1):	1.85
Lower Explosive Limit (%):	Not Applicable

#### **EXTINGUISHING MEDIA**

■

- Water spray or fog.
- Foam.
- Dry chemical powder.
- BCF (where regulations permit).
- Carbon dioxide.

#### **FIRE FIGHTING**

■

- Alert Emergency Responders and tell them location and nature of hazard.
- Wear breathing apparatus plus protective gloves for fire only.
- Prevent, by any means available, spillage from entering drains or water course.
- Use fire fighting procedures suitable for surrounding area.
- Do not approach containers suspected to be hot.
- Cool fire exposed containers with water spray from a protected location.
- If safe to do so, remove containers from path of fire.
- Equipment should be thoroughly decontaminated after use.

#### **GENERAL FIRE HAZARDS/HAZARDOUS COMBUSTIBLE PRODUCTS**

■

- Combustible solid which burns but propagates flame with difficulty.
- Avoid generating dust, particularly clouds of dust in a confined or unventilated space as dusts may form an explosive mixture with air, and any source of ignition, i.e. flame or spark, will cause fire or explosion. Dust clouds generated by the fine grinding of the solid are a particular hazard; accumulations of fine dust may burn rapidly and fiercely if ignited.
- Dry dust can be charged electrostatically by turbulence, pneumatic transport, pouring, in exhaust ducts and during transport.
- Build-up of electrostatic charge may be prevented by bonding and grounding.
- Powder handling equipment such as dust collectors, dryers and mills may require additional protection measures such as explosion venting.

Combustion products include: carbon monoxide (CO), carbon dioxide (CO<sub>2</sub>), nitrogen oxides (NO<sub>x</sub>), metal oxides, other

pyrolysis products typical of burning organic material.

### FIRE INCOMPATIBILITY

- Avoid contamination with oxidizing agents i.e. nitrates, oxidizing acids, chlorine bleaches, pool chlorine etc. as ignition may result.

### PERSONAL PROTECTION

Glasses:

Chemical goggles.

Gloves:

Respirator:

Particulate

## Section 6 - ACCIDENTAL RELEASE MEASURES

### MINOR SPILLS

- - Remove all ignition sources.
  - Clean up all spills immediately.
  - Avoid contact with skin and eyes.
  - Control personal contact by using protective equipment.
  - Use dry clean up procedures and avoid generating dust.
  - Place in a suitable, labelled container for waste disposal.

Environmental hazard - contain spillage.

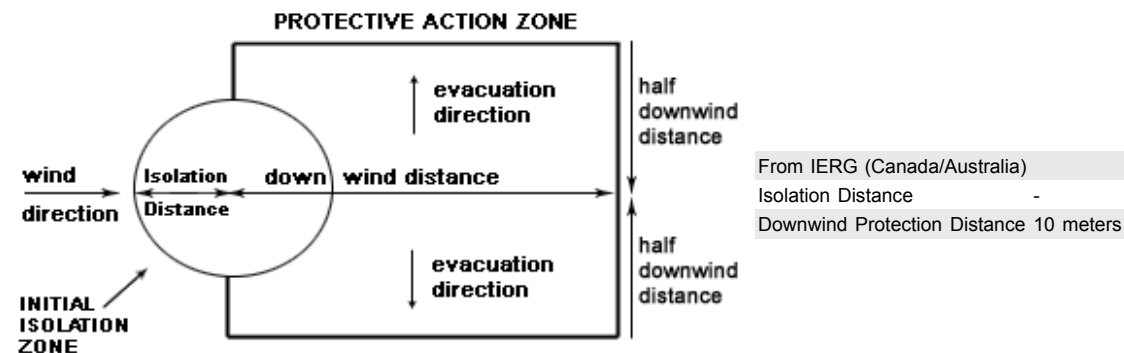
### MAJOR SPILLS

- Environmental hazard - contain spillage.

Moderate hazard.

- CAUTION: Advise personnel in area.
- Alert Emergency Responders and tell them location and nature of hazard.
- Control personal contact by wearing protective clothing.
- Prevent, by any means available, spillage from entering drains or water courses.
- Recover product wherever possible.
- IF DRY: Use dry clean up procedures and avoid generating dust. Collect residues and place in sealed plastic bags or other containers for disposal. IF WET: Vacuum/shovel up and place in labelled containers for disposal.
- ALWAYS: Wash area down with large amounts of water and prevent runoff into drains.
- If contamination of drains or waterways occurs, advise emergency services.

### PROTECTIVE ACTIONS FOR SPILL



### FOOTNOTES

1 PROTECTIVE ACTION ZONE is defined as the area in which people are at risk of harmful exposure. This zone assumes that random changes in wind direction confines the vapour plume to an area within 30 degrees on either side of the predominant wind direction, resulting in a crosswind protective action distance equal to the downwind protective action distance.

2 PROTECTIVE ACTIONS should be initiated to the extent possible, beginning with those closest to the spill and working away from the site in the downwind direction. Within the protective action zone a level of vapour concentration may exist resulting in nearly all unprotected persons becoming incapacitated and unable to take protective action and/or incurring serious or irreversible health effects.

3 INITIAL ISOLATION ZONE is determined as an area, including upwind of the incident, within which a high probability of localised wind reversal may expose nearly all persons without appropriate protection to life-threatening concentrations of the material.

4 SMALL SPILLS involve a leaking package of 200 litres (55 US gallons) or less, such as a drum (jerrican or box with inner containers). Larger packages leaking less than 200 litres and compressed gas leaking from a small cylinder are also considered "small spills". LARGE SPILLS involve many small leaking packages or a leaking package of greater than 200 litres, such as a cargo tank, portable tank or a "one-tonne" compressed gas cylinder.

5 Guide 171 is taken from the US DOT emergency response guide book.

6 IERG information is derived from CANUTEC - Transport Canada.

### ACUTE EXPOSURE GUIDELINE LEVELS (AEGL) (in ppm)

AEGL 1: The airborne concentration of a substance above which it is predicted that the general population, including susceptible individuals, could experience notable discomfort, irritation, or certain asymptomatic nonsensory effects. However, the effects are not disabling and are transient and reversible upon cessation of exposure.

AEGL 2: The airborne concentration of a substance above which it is predicted that the general population, including susceptible individuals, could experience irreversible or other serious, long-lasting adverse health effects or an impaired ability to escape.

AEGL 3: The airborne concentration of a substance above which it is predicted that the general population, including susceptible individuals, could experience life-threatening health effects or death.

## Section 7 - HANDLING AND STORAGE

### PROCEDURE FOR HANDLING

■

- Avoid all personal contact, including inhalation.
- Wear protective clothing when risk of exposure occurs.
- Use in a well-ventilated area.
- Prevent concentration in hollows and sumps.
- DO NOT enter confined spaces until atmosphere has been checked.
- DO NOT allow material to contact humans, exposed food or food utensils.
- Avoid contact with incompatible materials.
- When handling, DO NOT eat, drink or smoke.
- Keep containers securely sealed when not in use.
- Avoid physical damage to containers.
- Always wash hands with soap and water after handling.
- Work clothes should be laundered separately.
- Launder contaminated clothing before re-use.
- Use good occupational work practice.
- Observe manufacturer's storing and handling recommendations.
- Atmosphere should be regularly checked against established exposure standards to ensure safe working conditions are maintained.

Empty containers may contain residual dust which has the potential to accumulate following settling. Such dusts may explode in the presence of an appropriate ignition source.

- Do NOT cut, drill, grind or weld such containers
- In addition ensure such activity is not performed near full, partially empty or empty containers without appropriate workplace safety authorisation or permit.

#### RECOMMENDED STORAGE METHODS

- Polyethylene or polypropylene container.
- Check all containers are clearly labelled and free from leaks.

#### STORAGE REQUIREMENTS

- DO NOT store near acids, or oxidizing agents.
- Observe manufacturer's storing and handling recommendations.

#### SAFE STORAGE WITH OTHER CLASSIFIED CHEMICALS



X: Must not be stored together  
 O: May be stored together with specific preventions  
 +: May be stored together

### Section 8 - EXPOSURE CONTROLS / PERSONAL PROTECTION

#### EXPOSURE CONTROLS

Source	Material	TWA ppm	TWA mg/m <sup>3</sup>	STEL ppm	STEL mg/m <sup>3</sup>	Peak ppm	Peak mg/m <sup>3</sup>	TWA F/CC	Notes
US - Idaho - Limits for Air Contaminants	potassium ferrocyanide trihydrate (Cyanides (as CN))		5						
US - California Permissible Exposure Limits for Chemical Contaminants	potassium ferrocyanide trihydrate (Cyanide, as CN)		5						
US - Minnesota Permissible Exposure Limits (PELs)	potassium ferrocyanide trihydrate (Cyanides (as CN))			5					
US - Vermont Permissible Exposure Limits Table Z-1-A Final Rule Limits for Air Contaminants	potassium ferrocyanide trihydrate (Cyanides (as CN))		5						
US - Vermont Permissible Exposure Limits Table Z-1-A Transitional Limits for Air Contaminants	potassium ferrocyanide trihydrate (Cyanides (as CN))		5						
US - Tennessee Occupational Exposure Limits - Limits For Air Contaminants	potassium ferrocyanide trihydrate (Cyanides (as CN))		5						
US OSHA Permissible Exposure Levels (PELs) - Table Z1	potassium ferrocyanide trihydrate (Cyanides (as CN))		5						
US - Alaska Limits for Air Contaminants	potassium ferrocyanide trihydrate (Cyanides (as CN))		5						
US - Hawaii Air Contaminant Limits	potassium ferrocyanide trihydrate (Cyanides (as CN))		5						(CAS (Varies with compound))
US - Washington Permissible exposure limits of air contaminants	potassium ferrocyanide trihydrate (Cyanide (as CN))		5		10				
Canada - Quebec Permissible Exposure Values for Airborne Contaminants (English)	potassium ferrocyanide trihydrate (Cyanides (as CN))					10	11		

US - Wyoming Toxic and Hazardous Substances Table Z1 Limits for Air Contaminants	potassium ferrocyanide trihydrate (Cyanides (as CN))	5	
US - Oregon Permissible Exposure Limits (Z1)	potassium ferrocyanide trihydrate (Cyanides (as CN))	5	
US - Oregon Permissible Exposure Limits (Z3)	potassium ferrocyanide trihydrate (Inert or Nuisance Dust: (d) Total dust)	10	*
US OSHA Permissible Exposure Levels (PELs) - Table Z3	potassium ferrocyanide trihydrate (Inert or Nuisance Dust: (d) Respirable fraction)	5	
US OSHA Permissible Exposure Levels (PELs) - Table Z3	potassium ferrocyanide trihydrate (Inert or Nuisance Dust: (d) Total dust)	15	
US - Hawaii Air Contaminant Limits	potassium ferrocyanide trihydrate (Particulates not otherwise regulated - Total dust)	10	
US - Hawaii Air Contaminant Limits	potassium ferrocyanide trihydrate (Particulates not otherwise regulated - Respirable fraction)	5	
US - Oregon Permissible Exposure Limits (Z3)	potassium ferrocyanide trihydrate (Inert or Nuisance Dust: (d) Respirable fraction)	5	*
US - Tennessee Occupational Exposure Limits - Limits For Air Contaminants	potassium ferrocyanide trihydrate (Particulates not otherwise regulated Respirable fraction)	5	
US - Wyoming Toxic and Hazardous Substances Table Z1 Limits for Air Contaminants	potassium ferrocyanide trihydrate (Particulates not otherwise regulated (PNOR)(f)-Respirable fraction)	5	
US - Michigan Exposure Limits for Air Contaminants	potassium ferrocyanide trihydrate (Particulates not otherwise regulated, Respirable dust)	5	

#### EMERGENCY EXPOSURE LIMITS

Material	Revised IDLH Value (mg/m3)	Revised IDLH Value (ppm)
potassium ferrocyanide trihydrate	25	

#### MATERIAL DATA

##### POTASSIUM FERROCYANIDE TRIHYDRATE:

■ It is the goal of the ACGIH (and other Agencies) to recommend TLVs (or their equivalent) for all substances for which there is evidence of health effects at airborne concentrations encountered in the workplace.

At this time no TLV has been established, even though this material may produce adverse health effects (as evidenced in animal experiments or clinical experience). Airborne concentrations must be maintained as low as is practically possible and occupational exposure must be kept to a minimum.

NOTE: The ACGIH occupational exposure standard for Particles Not Otherwise Specified (P.N.O.S) does NOT apply.

Sensory irritants are chemicals that produce temporary and undesirable side-effects on the eyes, nose or throat. Historically occupational exposure standards for these irritants have been based on observation of workers' responses to various airborne concentrations. Present day expectations require that nearly every individual should be protected against even minor sensory irritation and exposure standards are established using uncertainty factors or safety factors of 5 to 10 or more. On occasion animal no-observable-effect-levels (NOEL) are used to determine these limits where human results are unavailable. An additional approach, typically used by the TLV committee (USA) in determining respiratory standards for this group of chemicals, has been to assign ceiling values (TLV C) to rapidly acting irritants and to assign short-term exposure limits (TLV STELs) when the weight of evidence from irritation, bioaccumulation and other endpoints combine to warrant such a limit. In contrast the MAK Commission (Germany) uses a five-category system based on intensive odour, local irritation, and elimination half-life. However this system is being replaced to be consistent with the European Union (EU) Scientific Committee for Occupational Exposure Limits (SCOEL); this is more closely allied to that of the USA.

OSHA (USA) concluded that exposure to sensory irritants can:

- cause inflammation
- cause increased susceptibility to other irritants and infectious agents
- lead to permanent injury or dysfunction
- permit greater absorption of hazardous substances and
- acclimate the worker to the irritant warning properties of these substances thus increasing the risk of overexposure.

#### PERSONAL PROTECTION



Consult your EHS staff for recommendations

#### EYE

- 
- Safety glasses with side shields.
- Chemical goggles.
- Contact lenses pose a special hazard; soft lenses may absorb irritants and all lenses concentrate them. DO NOT wear contact lenses.

## HANDS/FEET

- Suitability and durability of glove type is dependent on usage. Important factors in the selection of gloves include: such as:
  - frequency and duration of contact,
  - chemical resistance of glove material,
  - glove thickness and
  - dexterity

Select gloves tested to a relevant standard (e.g. Europe EN 374, US F739).

- When prolonged or frequently repeated contact may occur, a glove with a protection class of 5 or higher (breakthrough time greater than 240 minutes according to EN 374) is recommended.
- When only brief contact is expected, a glove with a protection class of 3 or higher (breakthrough time greater than 60 minutes according to EN 374) is recommended.
- Contaminated gloves should be replaced.

Gloves must only be worn on clean hands. After using gloves, hands should be washed and dried thoroughly. Application of a non-perfumed moisturiser is recommended.

Experience indicates that the following polymers are suitable as glove materials for protection against undissolved, dry solids, where abrasive particles are not present.

- polychloroprene
- nitrile rubber
- butyl rubber
- fluorocautchouc
- polyvinyl chloride

Gloves should be examined for wear and/ or degradation constantly.

## OTHER

- - Overalls.
  - P.V.C. apron.
  - Barrier cream.
  - Skin cleansing cream.
  - Eye wash unit.
- - Respirators may be necessary when engineering and administrative controls do not adequately prevent exposures.
  - The decision to use respiratory protection should be based on professional judgment that takes into account toxicity information, exposure measurement data, and frequency and likelihood of the worker's exposure - ensure users are not subject to high thermal loads which may result in heat stress or distress due to personal protective equipment (powered, positive flow, full face apparatus may be an option).
  - Published occupational exposure limits, where they exist, will assist in determining the adequacy of the selected respiratory . These may be government mandated or vendor recommended.
  - Certified respirators will be useful for protecting workers from inhalation of particulates when properly selected and fit tested as part of a complete respiratory protection program.
  - Use approved positive flow mask if significant quantities of dust becomes airborne.
  - Try to avoid creating dust conditions.

## RESPIRATOR

Protection Factor	Half-Face Respirator	Full-Face Respirator	Powered Air Respirator
10 x PEL	P1 Air-line*	- -	PAPR-P1 -
50 x PEL	Air-line**	P2	PAPR-P2
100 x PEL	-	P3 Air-line*	- -
100+ x PEL	-	Air-line**	PAPR-P3

\* - Negative pressure demand \*\* - Continuous flow

Explanation of Respirator Codes:

Class 1 low to medium absorption capacity filters.

Class 2 medium absorption capacity filters.

Class 3 high absorption capacity filters.

PAPR Powered Air Purifying Respirator (positive pressure) cartridge.

Type A for use against certain organic gases and vapors.

Type AX for use against low boiling point organic compounds (less than 65°C).

Type B for use against certain inorganic gases and other acid gases and vapors.

Type E for use against sulfur dioxide and other acid gases and vapors.

Type K for use against ammonia and organic ammonia derivatives

Class P1 intended for use against mechanically generated particulates of sizes most commonly encountered in industry, e.g. asbestos, silica.

Class P2 intended for use against both mechanically and thermally generated particulates, e.g. metal fume.

Class P3 intended for use against all particulates containing highly toxic materials, e.g. beryllium.

The local concentration of material, quantity and conditions of use determine the type of personal protective equipment required.

Use appropriate NIOSH-certified respirator based on informed professional judgement. In conditions where no reasonable estimate of exposure can be made, assume the exposure is in a concentration IDLH and use NIOSH-certified full face pressure demand SCBA with a minimum service life of 30 minutes, or a combination full facepiece pressure demand SAR with auxiliary self-contained air supply. Respirators provided only for escape from IDLH atmospheres shall be NIOSH-certified for escape from the atmosphere in which they will be used.

## ENGINEERING CONTROLS

- Local exhaust ventilation usually required. If risk of overexposure exists, wear an approved respirator. Correct fit is essential to obtain adequate protection an approved self contained breathing apparatus (SCBA) may be required in some situations. Provide adequate ventilation in warehouse or closed storage area.

Air contaminants generated in the workplace possess varying "escape" velocities which, in turn, determine the "capture velocities" of fresh circulating air required to effectively remove the contaminant.

Type of Contaminant:	Air Speed:
solvent, vapors, degreasing etc., evaporating from tank (in still air).	0.25-0.5 m/s (50-100 f/min.)
aerosols, fumes from pouring operations, intermittent container filling, low speed conveyer transfers, welding, spray drift, plating acid fumes, pickling (released at low velocity into zone of active generation)	0.5-1 m/s (100-200 f/min.)
direct spray, spray painting in shallow booths, drum filling, conveyer loading, crusher dusts, gas discharge (active)	1-2.5 m/s (200-500 f/min.)

generation into zone of rapid air motion)

grinding, abrasive blasting, tumbling, high speed wheel generated dusts (released at high initial velocity into zone of very high rapid air motion). 2.5-10 m/s (500-2000 f/min.)

Within each range the appropriate value depends on:

Lower end of the range	Upper end of the range
1: Room air currents minimal or favorable to capture	1: Disturbing room air currents
2: Contaminants of low toxicity or of nuisance value only.	2: Contaminants of high toxicity
3: Intermittent, low production.	3: High production, heavy use
4: Large hood or large air mass in motion	4: Small hood-local control only

Simple theory shows that air velocity falls rapidly with distance away from the opening of a simple extraction pipe. Velocity generally decreases with the square of distance from the extraction point (in simple cases). Therefore the air speed at the extraction point should be adjusted, accordingly, after reference to distance from the contaminating source. The air velocity at the extraction fan, for example, should be a minimum of 1-2 m/s (200-400 f/min) for extraction of solvents generated in a tank 2 meters distant from the extraction point. Other mechanical considerations, producing performance deficits within the extraction apparatus, make it essential that theoretical air velocities are multiplied by factors of 10 or more when extraction systems are installed or used.

## Section 9 - PHYSICAL AND CHEMICAL PROPERTIES

### PHYSICAL PROPERTIES

Solid.

Mixes with water.

Contact with acids liberates very toxic gas.

State	Divided solid	Molecular Weight	368.34
Melting Range (°F)	158 (.3H <sub>2</sub> O)	Viscosity	Not Applicable
Boiling Range (°F)	Not available.	Solubility in water (g/L)	Miscible
Flash Point (°F)	Not applicable	pH (1% solution)	Not available.
Decomposition Temp (°F)	Not available.	pH (as supplied)	Not applicable
Autoignition Temp (°F)	Not available.	Vapour Pressure (mmHG)	Negligible
Upper Explosive Limit (%)	Not Applicable	Specific Gravity (water=1)	1.85
Lower Explosive Limit (%)	Not Applicable	Relative Vapor Density (air=1)	Not Applicable
Volatile Component (%vol)	Negligible	Evaporation Rate	Not available

### APPEARANCE

Soft, yellow, slightly efflorescent crystals; mix with water.

## Section 10 - CHEMICAL STABILITY

### CONDITIONS CONTRIBUTING TO INSTABILITY

- 
- Presence of incompatible materials.
- Product is considered stable.
- Hazardous polymerization will not occur.

### STORAGE INCOMPATIBILITY

■ ferricyanide:

- mixtures with water, acids, or alcohols may slowly decompose producing hydrocyanic acid
- reacts explosively with strong oxidisers, ammonia chromium trioxide, chromic acid, chromic anhydride, sodium nitrite
- reacts violently with copper(II) nitrate, trihydrate.
- Contact with acids produces toxic fumes

Avoid reaction with oxidizing agents.

For incompatible materials - refer to Section 7 - Handling and Storage.

## Section 11 - TOXICOLOGICAL INFORMATION

potassium ferrocyanide trihydrate

### TOXICITY AND IRRITATION

- unless otherwise specified data extracted from RTECS - Register of Toxic Effects of Chemical Substances.
- Asthma-like symptoms may continue for months or even years after exposure to the material ceases. This may be due to a non-allergenic condition known as reactive airways dysfunction syndrome (RADS) which can occur following exposure to high levels of highly irritating compound. Key criteria for the diagnosis of RADS include the absence of preceding respiratory disease, in a non-atopic individual, with abrupt onset of persistent asthma-like symptoms within minutes to hours of a documented exposure to the irritant. A reversible airflow pattern, on spirometry, with the presence of moderate to severe bronchial hyperreactivity on methacholine challenge testing and the lack of minimal lymphocytic inflammation, without eosinophilia, have also been included in the criteria for diagnosis of RADS. RADS (or asthma) following an irritating inhalation is an infrequent disorder with rates related to the concentration of and duration of exposure to the irritating substance. Industrial bronchitis, on the other hand, is a disorder that occurs as result of exposure due to high concentrations of irritating substance (often particulate in nature) and is completely reversible after exposure ceases. The disorder is characterised by dyspnea, cough and mucus production.

No significant acute toxicological data identified in literature search.

### SKIN

potassium ferrocyanide trihydrate	US - Washington Permissible exposure limits of air contaminants - Skin	Skin	X
potassium ferrocyanide trihydrate	US - Hawaii Air Contaminant Limits - Skin Designation	Skin Designation	X



potassium ferrocyanide trihydrate	US OSHA Permissible Exposure Levels (PELs) - Skin	Skin Designation	X
potassium ferrocyanide trihydrate	US - California Permissible Exposure Limits for Chemical Contaminants - Skin	Skin	X
potassium ferrocyanide trihydrate	US - California Permissible Exposure Limits for Chemical Contaminants - Skin	Skin	S

## Section 12 - ECOLOGICAL INFORMATION

Refer to data for ingredients, which follows:

POTASSIUM FERROCYANIDE TRIHYDRATE:

- Toxic to aquatic organisms.
- Do NOT allow product to come in contact with surface waters or to intertidal areas below the mean high water mark. Do not contaminate water when cleaning equipment or disposing of equipment wash-waters.

Wastes resulting from use of the product must be disposed of on site or at approved waste sites.

- Harmful to aquatic organisms.
- May cause long-term adverse effects in the aquatic environment.
- for complex metalocyanides:

Metalocyanide complexes have a wide range of stabilities. Some of the metalocyanide anions are extremely stable. Cobaltocyanide is difficult to destroy with highly destructive acid distillation in a laboratory. The iron cyanides are also very stable but exhibit photodecomposition. In the presence of sunlight they dissociate to release the cyanide ion, thus affecting toxicity; at night the reaction may reverse to produce a less toxic form or state.

Zinc  $[Zn(CN)_4^{-2}]$  and cadmium  $[Cd(CN)_3^{-}$  and  $Cd(CN)_4^{-2}]$  complexes dissociate rapidly and nearly completely in dilute solutions. Moderately stable complexes include copper  $[Cu(CN)_2^{-}$  and  $Cu(CN)_3^{-2}]$ , nickel  $[Ni(CN)_4^{-2}]$ , and silver  $[Ag(CN)_2^{-}]$ . The most stable complexes include iron  $[Fe(CN)_6^{4-}]$  and cobalt  $[Co(CN)_6^{4-}]$

The weak acid dissociable cyanides (CNW) are essentially all cyanide forms excluding iron-cyanide complexes (ferrocyanides, ferricyanides). Cyanide complexes of iron dissociate very little, but they are subject to photolysis by natural light. Release of cyanide ion by photodecomposition might be important in relatively clean receiving waters

Tests carried out on metalocyanide complexes revealed that no matter how stable the complexes were, they must be regarded as a delayed source of free cyanide in natural aquatic systems which will be released under certain conditions (e.g., ultraviolet irradiation, decreased pH, increased temperature. This free cyanide is then subject to various natural removal mechanisms

Complex metalocyanide ions in solution can be dissociated or decomposed to release free cyanide ion, that, in turn, forms HCN through hydrolytic reactions in water. The concentration of HCN may change due to exposure to natural light, changes in pH or hardness, or because of increased dilution of the complex. The toxicity of these complexes seems to be due only to the free cyanide rather than the complex

The effect of pH on the toxicity of metalocyanides is much more complex because of the greater number of dissociation reactions involved, and the long time required (up to ten days) to reach the dissociation equilibrium. A simplified example of a metalocyanide dissociation is shown for cyanonickelate(II):  $[Ni(CN)_4]^{2-} \leftrightarrow Ni^{2+} + 4CN^{-}$ ;  $4CN^{-} + 4H^{+} \leftrightarrow 4HCN$

It is the undissociated hydrogen cyanide (HCN) which contributes most to the toxicity; an increase in pH from 7.4 to 7.8 reduces the toxicity of cyanonickelate by ten- to 13-fold. Because the ionisation constants for many of the metalocyanide equilibria are not known with any accuracy, and because of the long time taken to reach equilibrium, it is difficult to measure the toxicity of the products formed; the likelihood of predicting the toxicity of a complex effluent containing metalocyanides from its chemical analysis is remote.

Clearly, toxicity tests on metalocyanides alone must be carried out with very precise pH control, but it may be necessary only to test effluents containing these compounds in a limited range of 'soft acid' to 'hard alkaline' dilution waters. This would give an approximate indication of the effect of these factors on their toxicity, and discharge controls for such effluents could then be adjusted, albeit roughly, to allow for changes in the hardness and pH of the receiving water.

- Ferrocyanide ion is toxic to fish. The US EPA recommends that ferrocyanide levels in water be maintained below 2 ppm. [OHMTADS].
- DO NOT discharge into sewer or waterways.

## Section 13 - DISPOSAL CONSIDERATIONS

### US EPA Waste Number & Descriptions

A. General Product Information

Reactivity characteristic: use EPA hazardous waste number D003 (waste code R).

### Disposal Instructions

All waste must be handled in accordance with local, state and federal regulations.

! Puncture containers to prevent re-use and bury at an authorized landfill.

Legislation addressing waste disposal requirements may differ by country, state and/ or territory. Each user must refer to laws operating in their area. In some areas, certain wastes must be tracked.

A Hierarchy of Controls seems to be common - the user should investigate:

- Reduction
- Reuse
- Recycling
- Disposal (if all else fails)

This material may be recycled if unused, or if it has not been contaminated so as to make it unsuitable for its intended use. Shelf life considerations should also be applied in making decisions of this type. Note that properties of a material may change in use, and recycling or reuse may not always be appropriate.

DO NOT allow wash water from cleaning equipment to enter drains. Collect all wash water for treatment before disposal.

For small quantities:

- Treat a dilute basic solution (pH10-11) of the material with a50% excess of commercial laundry bleach.
- Control temperature by rate of bleach addition.
- Adjust pH if necessary.
- Stand overnight, then cautiously adjust pH to 7.
- Evolution of gas may occur.
- Filter solids for disposal to land-fill (subject to local regulation).
- Precipitate any heavy metals by addition of sulfide.
- Recycle wherever possible.
- Consult manufacturer for recycling options or consult Waste Management Authority for disposal if no suitable treatment or disposal facility can be identified.
- Dispose of by: Burial in a licensed land-fill or Incineration in a licensed apparatus (after admixture with suitable combustible material)
- Decontaminate empty containers. Observe all label safeguards until containers are cleaned and destroyed.

## Section 14 - TRANSPORTATION INFORMATION



DOT:

Symbols:	G	Hazard class or Division:	9
Identification Numbers:	UN3077	PG:	III
Label Codes:	9	Special provisions:	8, 146, 335, B54, IB8, IP3, N20, T1, TP33
Packaging: Exceptions:	155	Packaging: Non-bulk:	213
Packaging: Exceptions:	155	Quantity limitations: Passenger aircraft/rail:	No limit
Quantity Limitations: Cargo aircraft only:	No limit	Vessel stowage: Location:	A
Vessel stowage: Other:	None	S.M.P.:	YES

Hazardous materials descriptions and proper shipping names:

Environmentally hazardous substance, solid, n.o.s

### Air Transport IATA:

ICAO/IATA Class:	9	ICAO/IATA Subrisk:	9
UN/ID Number:	3077	Packing Group:	III
Special provisions:	A97		

Shipping Name: ENVIRONMENTALLY HAZARDOUS SUBSTANCE, SOLID, N.O.S. \*(CONTAINS POTASSIUM FERROCYANIDE TRIHYDRATE)

### Maritime Transport IMDG:

IMDG Class:	9	IMDG Subrisk:	None
UN Number:	3077	Packing Group:	III
EMS Number:	F-A,S-F	Special provisions:	274 909 944

Limited Quantities: 5 kg

Shipping Name: ENVIRONMENTALLY HAZARDOUS SUBSTANCE, SOLID, N.O.S.(contains potassium ferrocyanide trihydrate)

## Section 15 - REGULATORY INFORMATION

**potassium ferrocyanide trihydrate (CAS: 14459-95-1) is found on the following regulatory lists;**

"Canada Toxicological Index Service - Workplace Hazardous Materials Information System - WHMIS (English)", "Canada Toxicological Index Service - Workplace Hazardous Materials Information System - WHMIS (French)", "US DOE Temporary Emergency Exposure Limits (TEELs)", "US FDA CFSAN Color Additive Status List 6"

## Section 16 - OTHER INFORMATION

### LIMITED EVIDENCE

- Ingestion may produce health damage\*.
  - Cumulative effects may result following exposure\*.
- \* (limited evidence).

*Reasonable care has been taken in the preparation of this information, but the author makes no warranty of merchantability or any other warranty, expressed or implied, with respect to this information. The author makes no representations and assumes no liability for any direct, incidental or consequential damages resulting from its use. For additional technical information please call our toxicology department on +800 CHEMCALL.*

- Classification of the mixture and its individual components has drawn on official and authoritative sources as well as independent review by the Chemwatch Classification committee using available literature references.

A list of reference resources used to assist the committee may be found at:  
[www.chemwatch.net/references](http://www.chemwatch.net/references).

- The (M)SDS is a Hazard Communication tool and should be used to assist in the Risk Assessment. Many factors determine whether the reported Hazards are Risks in the workplace or other settings. Risks may be determined by reference to Exposures Scenarios. Scale of use, frequency of use and current or available engineering controls must be considered.

*This document is copyright. Apart from any fair dealing for the purposes of private study, research, review or criticism, as permitted under the Copyright Act, no part may be reproduced by any process without written permission from CHEMWATCH. TEL (+61 3) 9572 4700.*

Issue Date: Jul-17-2009

Print Date: Apr-21-2010