

# Phenolphthalein monophosphate, bis(cyclohexylammonium) salt

sc-208163

Material Safety Data Sheet



The Power is Question

Hazard Alert Code  
Key:

EXTREME

HIGH

MODERATE

LOW

## Section 1 - CHEMICAL PRODUCT AND COMPANY IDENTIFICATION

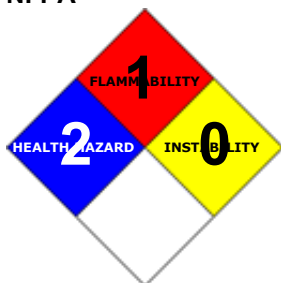
### PRODUCT NAME

Phenolphthalein monophosphate, bis(cyclohexylammonium) salt

### STATEMENT OF HAZARDOUS NATURE

CONSIDERED A HAZARDOUS SUBSTANCE ACCORDING TO OSHA 29 CFR 1910.1200.

### NFPA



### SUPPLIER

Company: Santa Cruz Biotechnology, Inc.

Address:

2145 Delaware Ave

Santa Cruz, CA 95060

Telephone: 800.457.3801 or 831.457.3800

Emergency Tel: CHEMWATCH: From within the US and Canada: 877-715-9305

Emergency Tel: From outside the US and Canada: +800 2436 2255 (1-800-CHEMCALL) or call +613 9573 3112

### PRODUCT USE

Substrate for alkaline phosphatase.

### SYNONYMS

C20-H15-O7-P.(C6-H13-N)2, "phenolphthalein monophosphate di(cyclohexylammonium)", "phenolphthalein mono-beta-D-glucosiduronic acid sodium salt", "phenolphthalein mono-beta-D-glucosiduronic acid sodium salt"

## Section 2 - HAZARDS IDENTIFICATION

### CANADIAN WHMIS SYMBOLS



### EMERGENCY OVERVIEW

#### RISK

Possible risk of impaired fertility.

Possible risk of irreversible effects.

Irritating to eyes, respiratory system and skin.

### POTENTIAL HEALTH EFFECTS

### ACUTE HEALTH EFFECTS

### SWALLOWED

- Accidental ingestion of the material may be damaging to the health of the individual.
- Phenolphthalein is used as a laxative. Large doses phenolphthalein and related substances cause nausea, vomiting and diarrhoea.

No systemic toxicity has been reported after oral doses except for occasional allergic reactions. Several acute reactions to oral doses have been reported with various types of skin rash described, in some cases followed by persistent pigmentation. Signs of systemic lupus erythematosus have been have also been ascribed to phenolphthalein. In one fatal case a child developed cerebral and pulmonary oedema and became comatose following the ingestion of 600 mg of the laxative in chocolate. In another case a 35 year old man developed hypothermia, hypotension, severe acidosis, oedema and oliguria after ingesting a dose of 2 gm in chocolate.

If urine or faeces is alkaline it may acquire a red colour; this is not blood.

Phenolphthalein has been widely used as a laxative for many years. The usual dose for an adult is 30-195 mg, although doses of several grams may be swallowed without serious symptoms. In most people ingested phenolphthalein can cause diarrhoea but no other problems. A rare but potentially serious allergic reaction may occur with some people using laxatives but these effects are generally not relevant to occupational exposure to phenolphthalein. (CCINFO)

Abuse of phenolphthalein-containing laxatives (for weight loss), has been associated with gastrointestinal bleeding and iron deficient anaemia, acute pancreatitis, and multiple organ damage in cases of massive overdosage, including fulminant hepatic failure and disseminated intravascular coagulation.

- Constant use of purgatives/laxatives may decrease the sensitivity of the intestinal mucosa causing a diminished response to normal stimuli. The redevelopment of a normal habit is thus prevented.

## EYE

- This material can cause eye irritation and damage in some persons.

## SKIN

- This material can cause inflammation of the skin on contact in some persons.
- The material may accentuate any pre-existing dermatitis condition.
- Skin contact is not thought to have harmful health effects, however the material may still produce health damage following entry through wounds, lesions or abrasions.
- Open cuts, abraded or irritated skin should not be exposed to this material.
- Entry into the blood-stream, through, for example, cuts, abrasions or lesions, may produce systemic injury with harmful effects. Examine the skin prior to the use of the material and ensure that any external damage is suitably protected.

## INHALED

- The material can cause respiratory irritation in some persons. The body's response to such irritation can cause further lung damage.

■ Persons with impaired respiratory function, airway diseases and conditions such as emphysema or chronic bronchitis, may incur further disability if excessive concentrations of particulate are inhaled.

■ Very rarely, allergic reactions occur with phenolphthalein and its analogues.

In one study over fifteen per cent of the patients (177) in a gastroenterologic clinic employed phenolphthalein as a habitual laxative. In a large percentage (152) a diagnosis of catarrhal colitis was made. A small percentage (22) had established a tolerance for the drug and exhibited no signs of toxicity. Chronic stomatitis was present in three patients addicted to the drug.

In industrial situations, long-term, repeated exposure to high levels of dust will lead to chronic non-specific lung disease (ILO Encyclopaedia). Indiscriminate use of phenolphthalein results in chronic constipation and laxative dependence, loss of normal bowel function, and bowel irritation.

Habitual use over several years may cause a "cathartic colon", i.e., a poorly functioning, atonic dilation of the colon, especially of the right side, resulting in extensive bowel retention. This condition resembles chronic ulcerative colitis both radiologically and pathologically, involves thinning of the intestinal wall and loss of the normal mucosal pattern of the terminal ileum. Long term use or overdose have been associated, anecdotally, with abdominal pain, diarrhoea, electrolyte imbalance (hypokalaemia, hypocalcaemia, and/ or metabolic acidosis or alkalosis), dehydration, malabsorption, protein-losing gastroenteropathy, steatorrhea, anorexia, weight loss, polydipsia, polyuria, cardiac arrhythmias, muscle weakness, prostration and histopathologic lesions.

Kidney, muscle, and central nervous system disturbances may be due to electrolyte imbalance. Hypokalaemia contributes to kidney dysfunction associated with rhabdomyolysis (muscle wasting).

Phenolphthalein allergy is often manifested by inflammatory reactions of the skin. In extreme cases recurrences involve progressively more severe lesions characterised by bullous erythema multiforme, with focal haemorrhage and necrosis. Cross-sensitivity reactions in individuals previously sensitised by phthalic anhydride and its congeners, might be the subject of speculation.

Phenolphthalein has weak oestrogen activity, in fashion similar to that said to be exerted by other phthalates. Phenolphthalein competes with oestrogen for binding sites on cultured MCF-7 human breast cancer cells.

In a study conducted in Melbourne, Australia, with 1408 subjects, there was no statistically significant increased risk of colorectal cancer in phenolphthalein laxative users (Kune, 1993).

Under the conditions of a 2-year feed study using male rats, there was clear evidence of carcinogenic activity based on a marked increase in the incidence of benign pheochromocytomas of the adrenal medulla, and of renal tubule adenomas, and adenomas or carcinomas (combined). There was some evidence of carcinogenic activity of phenolphthalein in female rats. There was clear evidence in male mice of carcinogenic activity based on increased incidences of histiocytic sarcomas of a malignant lymphomas of thymic origin. In female mice there was also clear evidence of carcinogenic activity based on increased incidences of histiocytic sarcomas, malignant tumours of all types, lymphomas of thymic origin, and benign sex-cord stromal tumours of the ovary.

National Toxicological Program, Technical Reports Series, No. 465, 1996

Phenolphthalein causes enhanced oxygen radical production in in vitro systems. In vivo, reduction of phenoxy radicals could allow reformation of phenolphthalein, establishing a futile cycle of oxidation and reduction, thereby generating more free radical species. Thus, phenolphthalein may be a significant source of oxidative stress in physiological systems.

Abnormal sperm were induced in male mice, but not male rats, treated with phenolphthalein via dosed feed for 13 weeks.

In a mouse carcinogenicity bioassay phenolphthalein produced evidence of carcinogenic effects with significant increases in histiocytic sarcoma and malignant lymphoma. Benign ovary tumours were significantly increased in all treatment groups.

Phenolphthalein induces a significant increase in the frequency of chromosome aberrations in human cells. The lowest dose level at which the clastogenic effect is evident is 23 ug/ml. Similar positive results were obtained in a Chinese hamster liver cell line, which is metabolically competent to activate different classes of promutagens and procarcinogens into biologically active metabolites. Instead, parallel experiments in Chinese hamster ovary cells did not show any clastogenic effect due to phenolphthalein. These latter data suggested that phenolphthalein acts as a promutagen and must be metabolically activated to exert its clastogenic effect. *Teratogenesis Carcinog. Mutagen.* 20:209-217, 2000.

## CHRONIC HEALTH EFFECTS

- Long-term exposure to respiratory irritants may result in disease of the airways involving difficult breathing and related systemic problems.

Strong evidence exists that the substance may cause irreversible but non-lethal mutagenic effects following a single exposure.

There is ample evidence that this material can be regarded as being able to cause cancer in humans based on experiments and other information.

Ample evidence from experiments exists that there is a suspicion this material directly reduces fertility. Exposure to the material may result in a possible risk of irreversible effects. The material may produce mutagenic effects in man. This concern is raised, generally, on the basis of appropriate studies using mammalian somatic cells in vivo. Such findings are often supported by positive results from in vitro mutagenicity studies.

Limited evidence suggests that repeated or long-term occupational exposure may produce cumulative health effects involving organs or biochemical systems.

There is some evidence that inhaling this product is more likely to cause a sensitization reaction in some persons compared to the general population.

There is limited evidence that, skin contact with this product is more likely to cause a sensitization reaction in some persons compared to the general population.

Very rarely, allergic reactions occur with phenolphthalein and its analogues.

In one study over fifteen per cent of the patients (177) in a gastroenterologic clinic employed phenolphthalein as a habitual laxative. In a large percentage (152) a diagnosis of catarrhal colitis was made. A small percentage (22) had established a tolerance for the drug and exhibited no signs of toxicity. Chronic stomatitis was present in three patients addicted to the drug.

In industrial situations, long-term, repeated exposure to high levels of dust will lead to chronic non-specific lung disease (ILO Encyclopaedia). Indiscriminate use of phenolphthalein results in chronic constipation and laxative dependence, loss of normal bowel function, and bowel irritation.

Habitual use over several years may cause a "cathartic colon", i.e., a poorly functioning, atonic dilation of the colon, especially of the right side, resulting in extensive bowel retention. This condition resembles chronic ulcerative colitis both radiologically and pathologically, involves thinning of the intestinal wall and loss of the normal mucosal pattern of the terminal ileum. Long term use or overdose have been associated, anecdotally, with abdominal pain, diarrhoea, electrolyte imbalance (hypokalaemia, hypocalcaemia, and/ or metabolic acidosis or alkalosis), dehydration, malabsorption, protein-losing gastroenteropathy, steatorrhea, anorexia, weight loss, polydipsia, polyuria, cardiac arrhythmias, muscle weakness, prostration and histopathologic lesions.

Kidney, muscle, and central nervous system disturbances may be due to electrolyte imbalance. Hypokalaemia contributes to kidney dysfunction associated with rhabdomyolysis (muscle wasting).

Phenolphthalein allergy is often manifested by inflammatory reactions of the skin. In extreme cases recurrences involve progressively more severe lesions characterised by bullous erythema multiforme, with focal haemorrhage and necrosis. Cross-sensitivity reactions in individuals previously sensitised by phthalic anhydride and its congeners, might be the subject of speculation.

Phenolphthalein has weak oestrogen activity, in fashion similar to that said to be exerted by other phthalates. Phenolphthalein competes with oestrogen for binding sites on cultured MCF-7 human breast cancer cells.

In a study conducted in Melbourne, Australia, with 1408 subjects, there was no statistically significant increased risk of colorectal cancer in phenolphthalein laxative users (Kune, 1993).

Under the conditions of a 2-year feed study using male rats, there was clear evidence of carcinogenic activity based on a marked increase in the incidence of benign pheochromocytomas of the adrenal medulla, and of renal tubule adenomas, and adenomas or carcinomas (combined). There was some evidence of carcinogenic activity of phenolphthalein in female rats. There was clear evidence in male mice of carcinogenic activity based on increased incidences of histiocytic sarcomas and of malignant lymphomas of thymic origin. In female mice there was also clear evidence of carcinogenic activity based on increased incidences of histiocytic sarcomas, malignant tumours of all types, lymphomas of thymic origin, and benign sex-cord stromal tumours of the ovary.

National Toxicological Program, Technical Reports Series, No. 465, 1996

Phenolphthalein causes enhanced oxygen radical production in in vitro systems. In vivo, reduction of phenoxy radicals could allow reformation of phenolphthalein, establishing a futile cycle of oxidation and reduction, thereby generating more free radical species. Thus, phenolphthalein may be a significant source of oxidative stress in physiological systems.

Abnormal sperm were induced in male mice, but not male rats, treated with phenolphthalein via dosed feed for 13 weeks.







In a mouse carcinogenicity bioassay phenolphthalein produced evidence of carcinogenic effects with significant increases in histiocytic sarcoma and malignant lymphoma. Benign ovary tumours were significantly increased in all treatment groups.

Phenolphthalein induces a significant increase in the frequency of chromosome aberrations in human cells. The lowest dose level at which the clastogenic effect is evident is 23 ug/ml. Similar positive results were obtained in a Chinese hamster liver cell line, which is metabolically competent to activate different classes of promutagens and procarcinogens into biologically active metabolites. Instead, parallel experiments in Chinese hamster ovary cells did not show any clastogenic effect due to phenolphthalein. These latter data suggested that phenolphthalein acts as a promutagen and must be metabolically activated to exert its clastogenic effect. *Teratogenesis Carcinog. Mutagen.* 20:209-217, 2000.

Extended use of purgatives and laxatives can cause a profuse, watery diarrhea with severe dehydration, mineral losses, weakness and weight loss. Absorption from the bowel may become impaired and damage to the heart and kidneys can also occur.

## Section 3 - COMPOSITION / INFORMATION ON INGREDIENTS

### HAZARD RATINGS

	Min	Max	
Flammability:	1		
Toxicity:	2		
Body Contact:	2		
Reactivity:	1		
Chronic:	3		

Min/Nil=0  
Low=1  
Moderate=2  
High=3  
Extreme=4

NAME	CAS RN	%
phenolphthalein monophosphate, bis(cyclohexylamine) salt	14815-59-9	>98

## Section 4 - FIRST AID MEASURES

### SWALLOWED

■

- If swallowed do NOT induce vomiting.
- If vomiting occurs, lean patient forward or place on left side (head-down position, if possible) to maintain open airway and prevent aspiration.
- Observe the patient carefully.
- Never give liquid to a person showing signs of being sleepy or with reduced awareness; i.e. becoming unconscious.
- Give water to rinse out mouth, then provide liquid slowly and as much as casualty can comfortably drink.
- Seek medical advice.

#### **EYE**

- If this product comes in contact with the eyes:
  - Wash out immediately with fresh running water.
  - Ensure complete irrigation of the eye by keeping eyelids apart and away from eye and moving the eyelids by occasionally lifting the upper and lower lids.
  - If pain persists or recurs seek medical attention.
  - Removal of contact lenses after an eye injury should only be undertaken by skilled personnel.

#### **SKIN**

- If skin contact occurs:
  - Immediately remove all contaminated clothing, including footwear
  - Flush skin and hair with running water (and soap if available).
  - Seek medical attention in event of irritation.

#### **INHALED**

- - If fumes or combustion products are inhaled remove from contaminated area.
  - Lay patient down. Keep warm and rested.
  - Prostheses such as false teeth, which may block airway, should be removed, where possible, prior to initiating first aid procedures.
  - Apply artificial respiration if not breathing, preferably with a demand valve resuscitator, bag-valve mask device, or pocket mask as trained. Perform CPR if necessary.
  - Transport to hospital, or doctor, without delay.

#### **NOTES TO PHYSICIAN**

- Treat symptomatically.

## **Section 5 - FIRE FIGHTING MEASURES**

Vapour Pressure (mmHG):	Negligible
Upper Explosive Limit (%):	Not available.
Specific Gravity (water=1):	Not available
Lower Explosive Limit (%):	Not available

#### **EXTINGUISHING MEDIA**

- - Water spray or fog.
  - Foam.
  - Dry chemical powder.
  - BCF (where regulations permit).
  - Carbon dioxide.

#### **FIRE FIGHTING**

- - Alert Emergency Responders and tell them location and nature of hazard.
  - Wear breathing apparatus plus protective gloves.
  - Prevent, by any means available, spillage from entering drains or water course.
  - Use water delivered as a fine spray to control fire and cool adjacent area.
  - DO NOT approach containers suspected to be hot.
  - Cool fire exposed containers with water spray from a protected location.
  - If safe to do so, remove containers from path of fire.
  - Equipment should be thoroughly decontaminated after use.

#### **GENERAL FIRE HAZARDS/HAZARDOUS COMBUSTIBLE PRODUCTS**

- - Combustible solid which burns but propagates flame with difficulty.
  - Avoid generating dust, particularly clouds of dust in a confined or unventilated space as dusts may form an explosive mixture with air, and any source of ignition, i.e. flame or spark, will cause fire or explosion. Dust clouds generated by the fine grinding of the solid are a particular hazard; accumulations of fine dust may burn rapidly and fiercely if ignited.
  - Dry dust can be charged electrostatically by turbulence, pneumatic transport, pouring, in exhaust ducts and during transport.
  - Build-up of electrostatic charge may be prevented by bonding and grounding.
  - Powder handling equipment such as dust collectors, dryers and mills may require additional protection measures such as explosion venting.

Combustion products include: carbon monoxide (CO), carbon dioxide (CO<sub>2</sub>), nitrogen oxides (NO<sub>x</sub>), phosphorus oxides (PO<sub>x</sub>), other pyrolysis products typical of burning organic material.

May emit poisonous fumes.

May emit corrosive fumes.

#### **FIRE INCOMPATIBILITY**

- Avoid contamination with oxidizing agents i.e. nitrates, oxidizing acids, chlorine bleaches, pool chlorine etc. as ignition may result.

#### **PERSONAL PROTECTION**

Glasses:

Chemical goggles.  
Gloves:  
Respirator:  
Particulate

## Section 6 - ACCIDENTAL RELEASE MEASURES

### MINOR SPILLS

- Clean up waste regularly and abnormal spills immediately.
- Avoid breathing dust and contact with skin and eyes.
- Wear protective clothing, gloves, safety glasses and dust respirator.
- Use dry clean up procedures and avoid generating dust.
- Vacuum up or sweep up. NOTE: Vacuum cleaner must be fitted with an exhaust micro filter (HEPA type) (consider explosion-proof machines designed to be grounded during storage and use).
- Dampen with water to prevent dusting before sweeping.
- Place in suitable containers for disposal.

### MAJOR SPILLS

- Clear area of personnel and move upwind.
- Alert Emergency Responders and tell them location and nature of hazard.
- Wear full body protective clothing with breathing apparatus.
- Prevent, by all means available, spillage from entering drains or water courses.
- Consider evacuation (or protect in place).
- No smoking, naked lights or ignition sources.
- Increase ventilation.
- Stop leak if safe to do so.
- Water spray or fog may be used to disperse / absorb vapour.
- Contain or absorb spill with sand, earth or vermiculite.
- Collect recoverable product into labelled containers for recycling.
- Collect solid residues and seal in labelled drums for disposal.
- Wash area and prevent runoff into drains.
- After clean up operations, decontaminate and launder all protective clothing and equipment before storing and re-using.
- If contamination of drains or waterways occurs, advise emergency services.

### ACUTE EXPOSURE GUIDELINE LEVELS (AEGL) (in ppm)

AEGL 1: The airborne concentration of a substance above which it is predicted that the general population, including susceptible individuals, could experience notable discomfort, irritation, or certain asymptomatic nonsensory effects. However, the effects are not disabling and are transient and reversible upon cessation of exposure.

AEGL 2: The airborne concentration of a substance above which it is predicted that the general population, including susceptible individuals, could experience irreversible or other serious, long-lasting adverse health effects or an impaired ability to escape.

AEGL 3: The airborne concentration of a substance above which it is predicted that the general population, including susceptible individuals, could experience life-threatening health effects or death.

## Section 7 - HANDLING AND STORAGE

### PROCEDURE FOR HANDLING

- Avoid all personal contact, including inhalation.
- Wear protective clothing when risk of exposure occurs.
- Use in a well-ventilated area.
- Prevent concentration in hollows and sumps.
- DO NOT enter confined spaces until atmosphere has been checked.
- DO NOT allow material to contact humans, exposed food or food utensils.
- Avoid contact with incompatible materials.
- When handling, DO NOT eat, drink or smoke.
- Keep containers securely sealed when not in use.
- Avoid physical damage to containers.
- Always wash hands with soap and water after handling.
- Work clothes should be laundered separately.
- Launder contaminated clothing before re-use.
- Use good occupational work practice.
- Observe manufacturer's storing and handling recommendations.
- Atmosphere should be regularly checked against established exposure standards to ensure safe working conditions are maintained.

Empty containers may contain residual dust which has the potential to accumulate following settling. Such dusts may explode in the presence of an appropriate ignition source.

- Do NOT cut, drill, grind or weld such containers
- In addition ensure such activity is not performed near full, partially empty or empty containers without appropriate workplace safety authorisation or permit.

### RECOMMENDED STORAGE METHODS

- Polyethylene or polypropylene container.
- Check all containers are clearly labelled and free from leaks.

### STORAGE REQUIREMENTS

- Store in original containers.
- Keep containers securely sealed.
- Store in a cool, dry, well-ventilated area.
- Store away from incompatible materials and foodstuff containers.
- Protect containers against physical damage and check regularly for leaks.
- Observe manufacturer's storing and handling recommendations.

### SAFE STORAGE WITH OTHER CLASSIFIED CHEMICALS



X: Must not be stored together

O: May be stored together with specific preventions

+: May be stored together

## Section 8 - EXPOSURE CONTROLS / PERSONAL PROTECTION

### EXPOSURE CONTROLS

Source	Material	TWA ppm	TWA mg/m <sup>3</sup>	STEL ppm	STEL mg/m <sup>3</sup>	Peak ppm	Peak mg/m <sup>3</sup>	TWA F/CC	Notes
US - Oregon Permissible Exposure Limits (Z3)	phenolphthalein monophosphate, bis(cyclohexylamine) salt (Inert or Nuisance Dust: (d) Total dust)		10						*
US OSHA Permissible Exposure Levels (PELs) - Table Z3	phenolphthalein monophosphate, bis(cyclohexylamine) salt (Inert or Nuisance Dust: (d) Respirable fraction)		5						
US OSHA Permissible Exposure Levels (PELs) - Table Z3	phenolphthalein monophosphate, bis(cyclohexylamine) salt (Inert or Nuisance Dust: (d) Total dust)		15						
US - Hawaii Air Contaminant Limits	phenolphthalein monophosphate, bis(cyclohexylamine) salt (Particulates not other wise regulated - Total dust)		10						
US - Hawaii Air Contaminant Limits	phenolphthalein monophosphate, bis(cyclohexylamine) salt (Particulates not other wise regulated - Respirable fraction)		5						
US - Oregon Permissible Exposure Limits (Z3)	phenolphthalein monophosphate, bis(cyclohexylamine) salt (Inert or Nuisance Dust: (d) Respirable fraction)		5						*
US - Tennessee Occupational Exposure Limits - Limits For Air Contaminants	phenolphthalein monophosphate, bis(cyclohexylamine) salt (Particulates not otherwise regulated Respirable fraction)		5						
US - Wyoming Toxic and Hazardous Substances Table Z1 Limits for Air Contaminants	phenolphthalein monophosphate, bis(cyclohexylamine) salt (Particulates not otherwise regulated (PNOR)(f)-Respirable fraction)		5						
US - Michigan Exposure Limits for Air Contaminants	phenolphthalein monophosphate, bis(cyclohexylamine) salt (Particulates not otherwise regulated, Respirable dust)		5						

### MATERIAL DATA

#### PHENOLPHTHALEIN MONOPHOSPHATE, BIS(CYCLOHEXYLAMINE) SALT:

It is the goal of the ACGIH (and other Agencies) to recommend TLVs (or their equivalent) for all substances for which there is evidence of health effects at airborne concentrations encountered in the workplace.

At this time no TLV has been established, even though this material may produce adverse health effects (as evidenced in animal experiments or clinical experience). Airborne concentrations must be maintained as low as is practically possible and occupational exposure must be kept to a minimum.

NOTE: The ACGIH occupational exposure standard for Particles Not Otherwise Specified (P.N.O.S) does NOT apply.


Sensory irritants are chemicals that produce temporary and undesirable side-effects on the eyes, nose or throat. Historically occupational exposure standards for these irritants have been based on observation of workers' responses to various airborne concentrations. Present day expectations require that nearly every individual should be protected against even minor sensory irritation and exposure standards are established using uncertainty factors or safety factors of 5 to 10 or more. On occasion animal no-observable-effect-levels (NOEL) are used to determine these limits where human results are unavailable. An

additional approach, typically used by the TLV committee (USA) in determining respiratory standards for this group of chemicals, has been to assign ceiling values (TLV C) to rapidly acting irritants and to assign short-term exposure limits (TLV STELs) when the weight of evidence from irritation, bioaccumulation and other endpoints combine to warrant such a limit. In contrast the MAK Commission (Germany) uses a five-category system based on intensive odour, local irritation, and elimination half-life. However this system is being replaced to be consistent with the European Union (EU) Scientific Committee for Occupational Exposure Limits (SCOEL); this is more closely allied to that of the USA.

OSHA (USA) concluded that exposure to sensory irritants can:

- cause inflammation
- cause increased susceptibility to other irritants and infectious agents
- lead to permanent injury or dysfunction
- permit greater absorption of hazardous substances and
- acclimate the worker to the irritant warning properties of these substances thus increasing the risk of overexposure.

## PERSONAL PROTECTION



Consult your EHS staff for recommendations

### EYE

- 
- Safety glasses with side shields.
- Chemical goggles.
- Contact lenses pose a special hazard; soft lenses may absorb irritants and all lenses concentrate them. DO NOT wear contact lenses.

### HANDS/FEET

■ NOTE: The material may produce skin sensitization in predisposed individuals. Care must be taken, when removing gloves and other protective equipment, to avoid all possible skin contact.

Suitability and durability of glove type is dependent on usage. Important factors in the selection of gloves include: such as:

- frequency and duration of contact,
- chemical resistance of glove material,
- glove thickness and
- dexterity

Select gloves tested to a relevant standard (e.g. Europe EN 374, US F739).

- When prolonged or frequently repeated contact may occur, a glove with a protection class of 5 or higher (breakthrough time greater than 240 minutes according to EN 374) is recommended.
- When only brief contact is expected, a glove with a protection class of 3 or higher (breakthrough time greater than 60 minutes according to EN 374) is recommended.
- Contaminated gloves should be replaced.

Gloves must only be worn on clean hands. After using gloves, hands should be washed and dried thoroughly. Application of a non-perfumed moisturiser is recommended.

Experience indicates that the following polymers are suitable as glove materials for protection against undissolved, dry solids, where abrasive particles are not present.

- polychloroprene
- nitrile rubber
- butyl rubber
- fluorocautchouc
- polyvinyl chloride

Gloves should be examined for wear and/ or degradation constantly.

### OTHER

- 
- Employees working with confirmed human carcinogens should be provided with, and be required to wear, clean, full body protective clothing (smocks, coveralls, or long-sleeved shirt and pants), shoe covers and gloves prior to entering the regulated area.
- Employees engaged in handling operations involving carcinogens should be provided with, and required to wear and use half-face filter-type respirators with filters for dusts, mists and fumes, or air purifying canisters or cartridges. A respirator affording higher levels of protection may be substituted.
- Emergency deluge showers and eyewash fountains, supplied with potable water, should be located near, within sight of, and on the same level with locations where direct exposure is likely.
- Prior to each exit from an area containing confirmed human carcinogens, employees should be required to remove and leave protective clothing and equipment at the point of exit and at the last exit of the day, to place used clothing and equipment in impervious containers at the point of exit for purposes of decontamination or disposal. The contents of such impervious containers must be identified with suitable labels. For maintenance and decontamination activities, authorized employees entering the area should be provided with and required to wear clean, impervious garments, including gloves, boots and continuous-air supplied hood.
- Prior to removing protective garments the employee should undergo decontamination and be required to shower upon removal of the garments and hood.
- Overalls.
- P.V.C. apron.
- Barrier cream.
- Skin cleansing cream.
- Eye wash unit.
- 
- Respirators may be necessary when engineering and administrative controls do not adequately prevent exposures.
- The decision to use respiratory protection should be based on professional judgment that takes into account toxicity

information, exposure measurement data, and frequency and likelihood of the worker's exposure - ensure users are not subject to high thermal loads which may result in heat stress or distress due to personal protective equipment (powered, positive flow, full face apparatus may be an option).

- Published occupational exposure limits, where they exist, will assist in determining the adequacy of the selected respiratory . These may be government mandated or vendor recommended.
- Certified respirators will be useful for protecting workers from inhalation of particulates when properly selected and fit tested as part of a complete respiratory protection program.
- Use approved positive flow mask if significant quantities of dust becomes airborne.
- Try to avoid creating dust conditions.

## RESPIRATOR

Protection Factor	Half-Face Respirator	Full-Face Respirator	Powered Air Respirator
10 x PEL	P1 Air-line*	- -	PAPR-P1 -
50 x PEL	Air-line**	P2	PAPR-P2
100 x PEL	-	P3 Air-line*	-
100+ x PEL	-	Air-line**	PAPR-P3

\* - Negative pressure demand \*\* - Continuous flow

Explanation of Respirator Codes:

Class 1 low to medium absorption capacity filters.

Class 2 medium absorption capacity filters.

Class 3 high absorption capacity filters.

PAPR Powered Air Purifying Respirator (positive pressure) cartridge.

Type A for use against certain organic gases and vapors.

Type AX for use against low boiling point organic compounds (less than 65°C).

Type B for use against certain inorganic gases and other acid gases and vapors.

Type E for use against sulfur dioxide and other acid gases and vapors.

Type K for use against ammonia and organic ammonia derivatives

Class P1 intended for use against mechanically generated particulates of sizes most commonly encountered in industry, e.g. asbestos, silica.

Class P2 intended for use against both mechanically and thermally generated particulates, e.g. metal fume.

Class P3 intended for use against all particulates containing highly toxic materials, e.g. beryllium.

The local concentration of material, quantity and conditions of use determine the type of personal protective equipment required.

Use appropriate NIOSH-certified respirator based on informed professional judgement. In conditions where no reasonable estimate of exposure can be made, assume the exposure is in a concentration IDLH and use NIOSH-certified full face pressure demand SCBA with a minimum service life of 30 minutes, or a combination full facepiece pressure demand SAR with auxiliary self-contained air supply. Respirators provided only for escape from IDLH atmospheres shall be NIOSH-certified for escape from the atmosphere in which they will be used.

## ENGINEERING CONTROLS

- Employees exposed to confirmed human carcinogens should be authorized to do so by the employer, and work in a regulated area.
- Work should be undertaken in an isolated system such as a "glove-box" . Employees should wash their hands and arms upon completion of the assigned task and before engaging in other activities not associated with the isolated system.
- Within regulated areas, the carcinogen should be stored in sealed containers, or enclosed in a closed system, including piping systems, with any sample ports or openings closed while the carcinogens are contained within.
- Open-vessel systems are prohibited.
- Each operation should be provided with continuous local exhaust ventilation so that air movement is always from ordinary work areas to the operation.
- Exhaust air should not be discharged to regulated areas, non-regulated areas or the external environment unless decontaminated. Clean make-up air should be introduced in sufficient volume to maintain correct operation of the local exhaust system.
- For maintenance and decontamination activities, authorized employees entering the area should be provided with and required to wear clean, impervious garments, including gloves, boots and continuous-air supplied hood. Prior to removing protective garments the employee should undergo decontamination and be required to shower upon removal of the garments and hood.
- Except for outdoor systems, regulated areas should be maintained under negative pressure (with respect to non-regulated areas).
- Local exhaust ventilation requires make-up air be supplied in equal volumes to replaced air.
- Laboratory hoods must be designed and maintained so as to draw air inward at an average linear face velocity of 150 feet/ min. with a minimum of 125 feet/ min. Design and construction of the fume hood requires that insertion of any portion of the employees body, other than hands and arms, be disallowed.

## Section 9 - PHYSICAL AND CHEMICAL PROPERTIES

### PHYSICAL PROPERTIES

Solid.

Mixes with water.

State	Divided solid	Molecular Weight	596.70
Melting Range (°F)	Not available	Viscosity	Not Applicable
Boiling Range (°F)	Not available	Solubility in water (g/L)	Miscible
Flash Point (°F)	Not available	pH (1% solution)	Not applicable
Decomposition Temp (°F)	Not available	pH (as supplied)	Not applicable
Autoignition Temp (°F)	Not available	Vapour Pressure (mmHG)	Negligible



Upper Explosive Limit (%)	Not available.	Specific Gravity (water=1)	Not available
Lower Explosive Limit (%)	Not available	Relative Vapor Density (air=1)	Not Applicable
Volatile Component (%vol)	Negligible	Evaporation Rate	Not applicable

## APPEARANCE

Powder; mixes with water, methanol.

## Section 10 - CHEMICAL STABILITY

### CONDITIONS CONTRIBUTING TO INSTABILITY

- 
- Presence of incompatible materials.
- Product is considered stable.
- Hazardous polymerization will not occur.

### STORAGE INCOMPATIBILITY

- Avoid reaction with oxidizing agents.

For incompatible materials - refer to Section 7 - Handling and Storage.

## Section 11 - TOXICOLOGICAL INFORMATION

phenolphthalein monophosphate, bis(cyclohexylamine) salt

### TOXICITY AND IRRITATION

- unless otherwise specified data extracted from RTECS - Register of Toxic Effects of Chemical Substances.
- Asthma-like symptoms may continue for months or even years after exposure to the material ceases. This may be due to a non-allergic condition known as reactive airways dysfunction syndrome (RADS) which can occur following exposure to high levels of highly irritating compound. Key criteria for the diagnosis of RADS include the absence of preceding respiratory disease, in a non-atopic individual, with abrupt onset of persistent asthma-like symptoms within minutes to hours of a documented exposure to the irritant. A reversible airflow pattern, on spirometry, with the presence of moderate to severe bronchial hyperreactivity on methacholine challenge testing and the lack of minimal lymphocytic inflammation, without eosinophilia, have also been included in the criteria for diagnosis of RADS. RADS (or asthma) following an irritating inhalation is an infrequent disorder with rates related to the concentration of and duration of exposure to the irritating substance. Industrial bronchitis, on the other hand, is a disorder that occurs as result of exposure due to high concentrations of irritating substance (often particulate in nature) and is completely reversible after exposure ceases. The disorder is characterised by dyspnea, cough and mucus production.

For phenolphthalein

Phenolphthalein is absorbed in the small bowel and is conjugated in the liver to form phenolphthalein glucuronide, which is eliminated in the bile. As it passes through the small intestine, it is partially deconjugated and reabsorbed. Phenolphthalein and its glucuronide enhance oxygen radical production and cause oxidative damage in vitro. Phenolphthalein has also been shown to have low oestrogenic activity in some model systems. Phenolphthalein induced micronucleated erythrocytes in mice given multiple but not single treatments by gavage or in feed. Abnormal spermatozoa were induced in male mice but not male rats treated with phenolphthalein in the feed for 13 weeks. The malignant thymic lymphomas induced by phenolphthalein in female heterozygous p53-deficient mice showed loss of the normal p53 allele.

Phenolphthalein induced chromosomal aberrations, Hprt gene mutations and morphological transformation but not aneuploidy or ouabain-resistant mutations or sister chromatid exchange in cultured mammalian cells. It did not induce gene mutations in bacteria.

The main target organ for the toxic effects of phenolphthalein is reported to be the intestine. Indiscriminate use of phenolphthalein results in chronic constipation and laxative dependence, loss of normal bowel function and bowel irritation. Habitual use for several years may cause a "cathartic colon", i.e. a poorly functioning colon with atonic dilatation, especially on the right side, resulting in extensive retention of the bowel contents. The clinical condition, which resembles chronic ulcerative colitis both radiologically and pathologically, involves thinning of the intestinal wall and loss of the normal mucosal pattern of the terminal ileum.

Anecdotal cases of long-term use or overdose of phenolphthalein have been associated with abdominal pain, diarrhoea, vomiting, electrolyte imbalance (hypokalaemia, hypocalcaemia and/or metabolic acidosis or alkalosis), dehydration, malabsorption, protein-losing gastroenteropathy, steatorrhoea, anorexia, weight loss, polydipsia, polyuria, cardiac arrhythmia, muscle weakness, prostration and histopathological lesions. Kidney, muscle and central nervous system disturbances are thought to be due to electrolyte imbalance. Loss of intestinal sodium and water stimulates compensatory renin production and secondary aldosteronism, leading to sodium conservation and potassium loss by the kidney. The hypokalaemia contributes to renal insufficiency and is sometimes associated with rhabdomyolysis.

Abuse of phenolphthalein-containing laxatives has been associated with gastrointestinal bleeding, iron-deficient anaemia, acute pancreatitis and multiple organ damage in cases of massive overdose, including fulminant hepatic failure and disseminated intravascular coagulation.

Allergy to phenolphthalein is often manifested as cutaneous inflammatory reactions or fixed drug eruptions, i.e. solitary or multiple, well-defined, erythematous macules that may progress to vesicles and/or bullae. These lesions characteristically recur in the same location with each subsequent dose of phenolphthalein and generally leave residual hyperpigmentation that increases in intensity with each exposure; numerous melanin-containing dermal macrophages have been found in pigmented areas. In extreme cases, recurrences have involved progressively more severe lesions characterised as bullous erythema multiforme, with focal haemorrhage and necrosis and perivascular lymphocytic infiltration and, in one case report, toxic epidermal necrolysis.

A review of 204 cases of phenolphthalein ingestion in children aged five years and younger reported to the Pittsburgh Poison Center (USA) over a 30-month period indicated that ingestion of < 1 g was associated with a minimal risk of developing dehydration due to excessive diarrhoea and resulting fluid loss.

Despite the profile of low acute toxicity documented in this study, cases of fatal poisoning of children have been reported; symptoms of pulmonary and cerebral oedema, multiple organ effects and encephalitis were attributed to hypersensitivity reactions. Repeated administration of phenolphthalein-containing laxatives to children has led to serious illness and multiple hospitalisations.

Analogy with related biphenolic compounds suggests that phenolphthalein has oestrogenic activity; however, studies with MCF-7 human breast cancer cells in tissue culture and in rat uterus in vivo suggested only a weak oestrogenic response.

Phenolphthalein is a partial oestrogen in immature rat uteri. Doses of 1-10 mg given subcutaneously twice daily for two days to

female Wistar rats weighing 35-40 g induced a dose-related increase in uterine weight, but the maximum increase was only about half of that induced by oestradiol. Phenolphthalein was shown to bind to the oestrogen receptor and was a competitive antagonist to oestradiol.

In a study reported in an abstract, exposure of female B6C3F1 mice to 1895 mg/kg bw phenolphthalein orally [method not stated] daily for 30 or 60 days caused no changes in weight gain, oestrous cycles or the numbers of oocyte-containing follicles of any class (primordial, primary, growing or antral), or any detectable pathological

change in ovarian cells. In a 1997 study there was no evidence of reproductive toxicity in female B6C3F1 mice or male or female Fischer 344/N rats. Lower epididymal weights and lower sperm density (number of sperm/g of crude epididymal tissue) were observed in male mice at 12 000, 25 000 and 50 000 mg/kg

Studies have shown that phenolphthalein, at high dose levels, is carcinogenic in mice and has a weak genotoxic (clastogenic) activity in vivo. With respect to the carcinogenicity study, the US FDA has stated that " the systemic exposures in rodents were approximately 40 to 70 fold and 60 to 100 fold the human exposure for rats and mice, respectively

Phenolphthalein is reasonably anticipated to be a human carcinogen based on sufficient evidence of increased incidence of malignant and/or combination of malignant and benign tumors in multiple tissue sites and in multiple species (IARC 2000). In a two-year B6C3F1 mouse carcinogenicity study, NTP (1996) concluded that phenolphthalein, administered in feed, induced significant increases in the incidence of histiocytic sarcoma and lymphomas of thymic origin in males and females and malignant lymphoma (all types) and benign ovarian sex cord stromal tumors in females. In the corresponding Fischer 344 rat dietary carcinogenicity study, phenolphthalein induced significant increases in the incidence of benign pheochromocytoma of the adrenal medulla in males and females and renal tubule adenoma in males (NTP 1996). In a 6-month dietary study with female heterozygous p53-deficient transgenic mice, phenolphthalein induced a significant increase in the incidence of malignant lymphoma of thymic origin .

A few epidemiological studies have investigated the association between the use of phenolphthalein-containing laxatives and colon cancer or adenomatous colorectal polyps. No consistent association was found.

Phenolphthalein has been identified as a multisite carcinogen in rodents, but the molecular species responsible for the carcinogenicity is not known. A catechol metabolite hydroxyphenolphthalein , was recently identified and may be the molecular species responsible for at least part of the toxicity/carcinogenicity The metabolite is an extremely potent mixed-type inhibitor of the O-methylation of the catechol estrogens. It has been suggested that chronic administration of phenolphthalein may enhance metabolic redox cycling of both the metabolite and the catechol estrogens and this, in turn, may contribute to hydroxyphenolphthalein-induced tumorigenesis.

Toxicol Appl. Pharmacol Vol 162(2) pp 124-131 2000

Although negative for mutagenicity and DNA damage in bacteria, phenolphthalein exhibits genetic activity in several in vitro and in vivo mammalian assays. Phenolphthalein was positive for the induction of chromosomal aberrations in cultured Chinese hamster ovary cells in the presence of metabolic activation and induced hprt gene mutations, chromosomal aberrations, and morphological transformation in Syrian hamster embryo cells. Phenolphthalein was also positive for the induction of micronucleated erythrocytes in mice following multiple, but not single, treatments administered by gavage or dosed feed.

Phenolphthalein also induced micronuclei in female heterozygous p53-deficient transgenic mice exposed via dosed feed for 26 weeks.

Phenolphthalein was negative for Na/K ATPase gene mutations and aneuploidy in Syrian hamster embryo cells.

No significant acute toxicological data identified in literature search.

## Section 12 - ECOLOGICAL INFORMATION

Refer to data for ingredients, which follows:

PHENOLPHTHALEIN MONOPHOSPHATE, BIS(CYCLOHEXYLAMINE) SALT:

- DO NOT discharge into sewer or waterways.

## Section 13 - DISPOSAL CONSIDERATIONS

### Disposal Instructions

All waste must be handled in accordance with local, state and federal regulations.

! Puncture containers to prevent re-use and bury at an authorized landfill.

Legislation addressing waste disposal requirements may differ by country, state and/ or territory. Each user must refer to laws operating in their area. In some areas, certain wastes must be tracked.

A Hierarchy of Controls seems to be common - the user should investigate:

- Reduction
- Reuse
- Recycling
- Disposal (if all else fails)

This material may be recycled if unused, or if it has not been contaminated so as to make it unsuitable for its intended use. Shelf life considerations should also be applied in making decisions of this type. Note that properties of a material may change in use, and recycling or reuse may not always be appropriate.

DO NOT allow wash water from cleaning equipment to enter drains. Collect all wash water for treatment before disposal.

- Recycle wherever possible.
- Consult manufacturer for recycling options or consult Waste Management Authority for disposal if no suitable treatment or disposal facility can be identified.
- Dispose of by: Burial in a licensed land-fill or Incineration in a licensed apparatus (after admixture with suitable combustible material)
- Decontaminate empty containers. Observe all label safeguards until containers are cleaned and destroyed.

## Section 14 - TRANSPORTATION INFORMATION

NOT REGULATED FOR TRANSPORT OF DANGEROUS GOODS: DOT, IATA, IMDG

## Section 15 - REGULATORY INFORMATION

phenolphthalein monophosphate, bis(cyclohexylamine) salt (CAS: 14815-59-9) is found on the

**following regulatory lists;**

"US - California Air Toxics ""Hot Spots"" List (Assembly Bill 2588) Substances for which emissions must be quantified"

## Section 16 - OTHER INFORMATION

### LIMITED EVIDENCE

- Ingestion may produce health damage\*.
- Cumulative effects may result following exposure\*.
- Possible respiratory and skin sensitizer\*.
- Possible cancer-causing agent\*.

\* (limited evidence).

*Reasonable care has been taken in the preparation of this information, but the author makes no warranty of merchantability or any other warranty, expressed or implied, with respect to this information. The author makes no representations and assumes no liability for any direct, incidental or consequential damages resulting from its use. For additional technical information please call our toxicology department on +800 CHEMCALL.*

■ Classification of the mixture and its individual components has drawn on official and authoritative sources as well as independent review by the Chemwatch Classification committee using available literature references.

A list of reference resources used to assist the committee may be found at:

[www.chemwatch.net/references](http://www.chemwatch.net/references).

■ The (M)SDS is a Hazard Communication tool and should be used to assist in the Risk Assessment. Many factors determine whether the reported Hazards are Risks in the workplace or other settings. Risks may be determined by reference to Exposures Scenarios. Scale of use, frequency of use and current or available engineering controls must be considered.

*This document is copyright. Apart from any fair dealing for the purposes of private study, research, review or criticism, as permitted under the Copyright Act, no part may be reproduced by any process without written permission from CHEMWATCH. TEL (+61 3) 9572 4700.*

Issue Date: Oct-11-2009

Print Date:Apr-21-2010