

# 4-(4-Nitrophenylazo)resorcinol

sc-214209



The Power to Question

Material Safety Data Sheet

Hazard Alert Code Key: **EXTREME** **HIGH** **MODERATE** **LOW**

## Section 1 - CHEMICAL PRODUCT AND COMPANY IDENTIFICATION

### PRODUCT NAME

4-(4-Nitrophenylazo)resorcinol

### STATEMENT OF HAZARDOUS NATURE

CONSIDERED A HAZARDOUS SUBSTANCE ACCORDING TO OSHA 29 CFR 1910.1200.

### NFPA



### SUPPLIER

Company: Santa Cruz Biotechnology, Inc.

Address:

2145 Delaware Ave  
Santa Cruz, CA 95060

Telephone: 800.457.3801 or 831.457.3800

Emergency Tel: CHEMWATCH: From within the US and Canada:  
877-715-9305

Emergency Tel: From outside the US and Canada: +800 2436 2255  
(1-800-CHEMCALL) or call +613 9573 3112

### PRODUCT USE

Laboratory reagent for the detection of magnesium. Yields a bright blue colour in alkaline solutions. For the determination of molybdenum (forming a red-violet complex)

### SYNONYMS

C12-H9-N3-O4, "Magneson I", "Magneson I", "azo violet", "4-[(4-nitrophenyl)azo]-1, 3-benzenediol", "4-[(4-nitrophenyl)azo]-1, 3-benzenediol", 4-(p-nitrophenylazo)resorcinol, 4-(p-nitrophenylazo)resorcinol, "2, 4-dihydroxy-4'-nitroazobenzene", "2, 4-dihydroxy-4'-nitroazobenzene", "1, 3-benzenediol, 4-[(4-nitrophenyl)azo]-", "1, 3-benzenediol, 4-[(4-nitrophenyl)azo]-", Azoviolet

## Section 2 - HAZARDS IDENTIFICATION

### CANADIAN WHMIS SYMBOLS



### EMERGENCY OVERVIEW

## RISK

May cause SENSITIZATION by skin contact.  
Irritating to eyes, respiratory system and skin.

## POTENTIAL HEALTH EFFECTS

### ACUTE HEALTH EFFECTS

#### SWALLOWED

- Accidental ingestion of the material may be damaging to the health of the individual.
  - The substance and/or its metabolites may bind to hemoglobin inhibiting normal uptake of oxygen. This condition, known as "methemoglobinemia", is a form of oxygen starvation (anoxia). Symptoms include cyanosis (a bluish discoloration skin and mucous membranes) and breathing difficulties. Symptoms may not be evident until several hours after exposure.
- At about 15% concentration of blood methemoglobin there is observable cyanosis of the lips, nose and earlobes. Symptoms may be absent although euphoria, flushed face and headache are commonly experienced. At 25-40%, cyanosis is marked but little disability occurs other than that produced on physical exertion. At 40-60%, symptoms include weakness, dizziness, lightheadedness, increasingly severe headache, ataxia, rapid shallow respiration, drowsiness, nausea, vomiting, confusion, lethargy and stupor. Above 60% symptoms include dyspnea, respiratory depression, tachycardia or bradycardia, and convulsions. Levels exceeding 70% may be fatal.

#### EYE

- This material can cause eye irritation and damage in some persons.

#### SKIN

- This material can cause inflammation of the skin on contact in some persons.
- The material may accentuate any pre-existing dermatitis condition.
- Skin contact is not thought to have harmful health effects, however the material may still produce health damage following entry through wounds, lesions or abrasions.
- Open cuts, abraded or irritated skin should not be exposed to this material.
- Entry into the blood-stream, through, for example, cuts, abrasions or lesions, may produce systemic injury with harmful effects. Examine the skin prior to the use of the material and ensure that any external damage is suitably protected.

#### INHALED

- The material can cause respiratory irritation in some persons. The body's response to such irritation can cause further lung damage.
- Persons with impaired respiratory function, airway diseases and conditions such as emphysema or chronic bronchitis, may incur further disability if excessive concentrations of particulate are inhaled.

### CHRONIC HEALTH EFFECTS

- Long-term exposure to respiratory irritants may result in disease of the airways involving difficult breathing and related systemic problems.

Skin contact with the material is more likely to cause a sensitization reaction in some persons compared to the general population.






Limited evidence suggests that repeated or long-term occupational exposure may produce cumulative health effects involving organs or biochemical systems.

Long term exposure to high dust concentrations may cause changes in lung function i.e. pneumoconiosis; caused by particles less than 0.5 micron penetrating and remaining in the lung. Prime symptom is breathlessness; lung shadows show on X-ray.


Some azo dyes may be able to cause mutations and be associated with the development of bladder cancer.

## Section 3 - COMPOSITION / INFORMATION ON INGREDIENTS

### HAZARD RATINGS

	Min	Max	
Flammability:	1		
Toxicity:	2		
Body Contact:	2		
Reactivity:	1		
Chronic:	2		

Min/Nil=0  
Low=1  
Moderate=2  
High=3  
Extreme=4



NAME	CAS RN	%
4-(4-nitrophenylazo)resorcinol	74-39-5	>98

## Section 4 - FIRST AID MEASURES

### SWALLOWED

- If swallowed do NOT induce vomiting.

- If vomiting occurs, lean patient forward or place on left side (head-down position, if possible) to maintain open airway and prevent aspiration.
- Observe the patient carefully.
- Never give liquid to a person showing signs of being sleepy or with reduced awareness; i.e. becoming unconscious.
- Give water to rinse out mouth, then provide liquid slowly and as much as casualty can comfortably drink.
- Seek medical advice.

#### EYE

- If this product comes in contact with the eyes:
  - Wash out immediately with fresh running water.
  - Ensure complete irrigation of the eye by keeping eyelids apart and away from eye and moving the eyelids by occasionally lifting the upper and lower lids.
  - If pain persists or recurs seek medical attention.
  - Removal of contact lenses after an eye injury should only be undertaken by skilled personnel.

#### SKIN

- If skin contact occurs:
  - Immediately remove all contaminated clothing, including footwear
  - Flush skin and hair with running water (and soap if available).
  - Seek medical attention in event of irritation.

#### INHALED

- - If fumes or combustion products are inhaled remove from contaminated area.
  - Lay patient down. Keep warm and rested.
  - Prostheses such as false teeth, which may block airway, should be removed, where possible, prior to initiating first aid procedures.
  - Apply artificial respiration if not breathing, preferably with a demand valve resuscitator, bag-valve mask device, or pocket mask as trained. Perform CPR if necessary.
  - Transport to hospital, or doctor, without delay.

#### NOTES TO PHYSICIAN

- The material may induce methemoglobinemia following exposure.
  - Initial attention should be directed at oxygen delivery and assisted ventilation if necessary. Hyperbaric oxygen has not demonstrated substantial benefits.
  - Hypotension should respond to Trendelenburg's position and intravenous fluids; otherwise dopamine may be needed.
  - Symptomatic patients with methemoglobin levels over 30% should receive methylene blue. (Cyanosis, alone, is not an indication for treatment). The usual dose is 1-2 mg/kg of a 1% solution (10 mg/ml) IV over 50 minutes; repeat, using the same dose, if symptoms of hypoxia fail to subside within 1 hour.

BIOLOGICAL EXPOSURE INDEX - BEI These represent the determinants observed in specimens collected from a healthy worker exposed at the Exposure Standard (ES or TLV):

Determinant	Index	Sampling Time	Comment
1. Methemoglobin in blood	1.5% of hemoglobin	During or end of shift	B, NS, SQ

B: Background levels occur in specimens collected from subjects NOT exposed

NS: Non-specific determinant; also observed after exposure to other materials

SQ: Semi-quantitative determinant - Interpretation may be ambiguous; should be used as a screening test or confirmatory test.

Periodic medical surveillance should be carried out on persons in occupations exposed to the manufacture or bulk handling of the product and this should include hepatic function tests and urinalysis examination. [ILO Encyclopaedia].

## Section 5 - FIRE FIGHTING MEASURES

Vapour Pressure (mmHG):	Negligible
Upper Explosive Limit (%):	Not available
Specific Gravity (water=1):	Not available
Lower Explosive Limit (%):	Not available

#### EXTINGUISHING MEDIA

- - Foam.
  - Dry chemical powder.
  - BCF (where regulations permit).
  - Carbon dioxide.
  - Water spray or fog - Large fires only.

#### FIRE FIGHTING

- - Alert Emergency Responders and tell them location and nature of hazard.
  - Wear breathing apparatus plus protective gloves.

- Prevent, by any means available, spillage from entering drains or water course.
- Use water delivered as a fine spray to control fire and cool adjacent area.
- DO NOT approach containers suspected to be hot.
- Cool fire exposed containers with water spray from a protected location.
- If safe to do so, remove containers from path of fire.
- Equipment should be thoroughly decontaminated after use.

### **GENERAL FIRE HAZARDS/HAZARDOUS COMBUSTIBLE PRODUCTS**

- Combustible solid which burns but propagates flame with difficulty.
- Avoid generating dust, particularly clouds of dust in a confined or unventilated space as dusts may form an explosive mixture with air, and any source of ignition, i.e. flame or spark, will cause fire or explosion. Dust clouds generated by the fine grinding of the solid are a particular hazard; accumulations of fine dust may burn rapidly and fiercely if ignited.
- Dry dust can be charged electrostatically by turbulence, pneumatic transport, pouring, in exhaust ducts and during transport.
- Build-up of electrostatic charge may be prevented by bonding and grounding.
- Powder handling equipment such as dust collectors, dryers and mills may require additional protection measures such as explosion venting.

Combustion products include: carbon monoxide (CO), carbon dioxide (CO<sub>2</sub>), nitrogen oxides (NO<sub>x</sub>), other pyrolysis products typical of burning organic material.

May emit poisonous fumes.

May emit corrosive fumes.

### **FIRE INCOMPATIBILITY**

- Avoid contamination with oxidizing agents i.e. nitrates, oxidizing acids, chlorine bleaches, pool chlorine etc. as ignition may result.

### **PERSONAL PROTECTION**

Glasses:

Chemical goggles.

Gloves:

Respirator:

Particulate

## **Section 6 - ACCIDENTAL RELEASE MEASURES**

### **MINOR SPILLS**

- Remove all ignition sources.
- Clean up all spills immediately.
- Avoid contact with skin and eyes.
- Control personal contact by using protective equipment.
- Use dry clean up procedures and avoid generating dust.
- Place in a suitable, labelled container for waste disposal.

### **MAJOR SPILLS**

- Moderate hazard.
- CAUTION: Advise personnel in area.
- Alert Emergency Responders and tell them location and nature of hazard.
- Control personal contact by wearing protective clothing.
- Prevent, by any means available, spillage from entering drains or water courses.
- Recover product wherever possible.
- IF DRY: Use dry clean up procedures and avoid generating dust. Collect residues and place in sealed plastic bags or other containers for disposal. IF WET: Vacuum/shovel up and place in labelled containers for disposal.
- ALWAYS: Wash area down with large amounts of water and prevent runoff into drains.
- If contamination of drains or waterways occurs, advise emergency services.

### **ACUTE EXPOSURE GUIDELINE LEVELS (AEGL) (in ppm)**

AEGL 1: The airborne concentration of a substance above which it is predicted that the general population, including susceptible individuals, could experience notable discomfort, irritation, or certain asymptomatic nonsensory effects. However, the effects are not disabling and are transient and reversible upon cessation of exposure.

AEGL 2: The airborne concentration of a substance above which it is predicted that the general population, including susceptible individuals, could experience irreversible or other serious, long-lasting adverse health effects or an impaired ability to escape.

AEGL 3: The airborne concentration of a substance above which it is predicted that the general population, including susceptible individuals, could experience life-threatening health effects or death.

## Section 7 - HANDLING AND STORAGE

### PROCEDURE FOR HANDLING

- - Avoid all personal contact, including inhalation.
  - Wear protective clothing when risk of exposure occurs.
  - Use in a well-ventilated area.
  - Prevent concentration in hollows and sumps.
  - DO NOT enter confined spaces until atmosphere has been checked.
  - DO NOT allow material to contact humans, exposed food or food utensils.
  - Avoid contact with incompatible materials.
  - When handling, DO NOT eat, drink or smoke.
  - Keep containers securely sealed when not in use.
  - Avoid physical damage to containers.
  - Always wash hands with soap and water after handling.
  - Work clothes should be laundered separately.
  - Launder contaminated clothing before re-use.
  - Use good occupational work practice.
  - Observe manufacturer's storing and handling recommendations.
  - Atmosphere should be regularly checked against established exposure standards to ensure safe working conditions are maintained.
- Empty containers may contain residual dust which has the potential to accumulate following settling. Such dusts may explode in the presence of an appropriate ignition source.
- Do NOT cut, drill, grind or weld such containers.
  - In addition ensure such activity is not performed near full, partially empty or empty containers without appropriate workplace safety authorisation or permit.

### RECOMMENDED STORAGE METHODS

- Glass container.
- Polyethylene or polypropylene container.
- Check all containers are clearly labelled and free from leaks.

### STORAGE REQUIREMENTS

- 
- Store in original containers.
- Keep containers securely sealed.
- Store in a cool, dry, well-ventilated area.
- Store away from incompatible materials and foodstuff containers.
- Protect containers against physical damage and check regularly for leaks.
- Observe manufacturer's storing and handling recommendations.

### SAFE STORAGE WITH OTHER CLASSIFIED CHEMICALS



X: Must not be stored together

O: May be stored together with specific preventions

+: May be stored together

## Section 8 - EXPOSURE CONTROLS / PERSONAL PROTECTION

### EXPOSURE CONTROLS

Source	Material	TWA ppm	TWA mg/m <sup>3</sup>	STEL ppm	STEL mg/m <sup>3</sup>	Peak ppm	Peak mg/m <sup>3</sup>	TWA F/CC	Notes
US - Oregon Permissible Exposure Limits (Z3)	4-(4-nitrophenylazo)resorcinol (Inert or Nuisance Dust: (d) Total dust)		10						*
US OSHA Permissible Exposure Levels (PELs) - Table Z3	4-(4-nitrophenylazo)resorcinol (Inert or Nuisance Dust: (d) Respirable fraction)		5						

US OSHA Permissible Exposure Levels (PELs) - Table Z3	4-(4-nitrophenylazo)resorcinol (Inert or Nuisance Dust: (d) Total dust)	15	
US - Hawaii Air Contaminant Limits	4-(4-nitrophenylazo)resorcinol (Particulates not other wise regulated - Total dust)	10	
US - Hawaii Air Contaminant Limits	4-(4-nitrophenylazo)resorcinol (Particulates not other wise regulated - Respirable fraction)	5	
US - Oregon Permissible Exposure Limits (Z3)	4-(4-nitrophenylazo)resorcinol (Inert or Nuisance Dust: (d) Respirable fraction)	5	*
US - Tennessee Occupational Exposure Limits - Limits For Air Contaminants	4-(4-nitrophenylazo)resorcinol (Particulates not otherwise regulated Respirable fraction)	5	
US - Wyoming Toxic and Hazardous Substances Table Z1 Limits for Air Contaminants	4-(4-nitrophenylazo)resorcinol (Particulates not otherwise regulated (PNOR)(f)- Respirable fraction)	5	
US - Michigan Exposure Limits for Air Contaminants	4-(4-nitrophenylazo)resorcinol (Particulates not otherwise regulated, Respirable dust)	5	

## MATERIAL DATA

### 4-(4-NITROPHENYLAZO)RESORCINOL:

• It is the goal of the ACGIH (and other Agencies) to recommend TLVs (or their equivalent) for all substances for which there is evidence of health effects at airborne concentrations encountered in the workplace.

At this time no TLV has been established, even though this material may produce adverse health effects (as evidenced in animal experiments or clinical experience). Airborne concentrations must be maintained as low as is practically possible and occupational exposure must be kept to a minimum.

NOTE: The ACGIH occupational exposure standard for Particles Not Otherwise Specified (P.N.O.S) does NOT apply.

Sensory irritants are chemicals that produce temporary and undesirable side-effects on the eyes, nose or throat. Historically occupational exposure standards for these irritants have been based on observation of workers' responses to various airborne concentrations. Present day expectations require that nearly every individual should be protected against even minor sensory irritation and exposure standards are established using uncertainty factors or safety factors of 5 to 10 or more. On occasion animal no-observable-effect-levels (NOEL) are used to determine these limits where human results are unavailable. An additional approach, typically used by the TLV committee (USA) in determining respiratory standards for this group of chemicals, has been to assign ceiling values (TLV C) to rapidly acting irritants and to assign short-term exposure limits (TLV STELs) when the weight of evidence from irritation, bioaccumulation and other endpoints combine to warrant such a limit. In contrast the MAK Commission (Germany) uses a five-category system based on intensive odour, local irritation, and elimination half-life. However this system is being replaced to be consistent with the European Union (EU) Scientific Committee for Occupational Exposure Limits (SCOEL); this is more closely allied to that of the USA.

OSHA (USA) concluded that exposure to sensory irritants can:

- cause inflammation
- cause increased susceptibility to other irritants and infectious agents
- lead to permanent injury or dysfunction
- permit greater absorption of hazardous substances and
- acclimate the worker to the irritant warning properties of these substances thus increasing the risk of overexposure.

## PERSONAL PROTECTION



Consult your EHS staff for recommendations

### EYE

- Safety glasses with side shields.
- Chemical goggles.
- Contact lenses pose a special hazard; soft lenses may absorb irritants and all lenses concentrate them. DO NOT wear contact lenses.

## HANDS/FEET

• NOTE: The material may produce skin sensitization in predisposed individuals. Care must be taken, when removing gloves and other protective equipment, to avoid all possible skin contact.

Suitability and durability of glove type is dependent on usage. Important factors in the selection of gloves include: such as:

- frequency and duration of contact,
- chemical resistance of glove material,
- glove thickness and
- dexterity

Select gloves tested to a relevant standard (e.g. Europe EN 374, US F739).

- When prolonged or frequently repeated contact may occur, a glove with a protection class of 5 or higher (breakthrough time greater than 240 minutes according to EN 374) is recommended.
- When only brief contact is expected, a glove with a protection class of 3 or higher (breakthrough time greater than 60 minutes according to EN 374) is recommended.
- Contaminated gloves should be replaced.

Gloves must only be worn on clean hands. After using gloves, hands should be washed and dried thoroughly. Application of a non-perfumed moisturiser is recommended.

Experience indicates that the following polymers are suitable as glove materials for protection against undissolved, dry solids, where abrasive particles are not present.

- polychloroprene
- nitrile rubber
- butyl rubber
- fluorocautchouc
- polyvinyl chloride

Gloves should be examined for wear and/ or degradation constantly.

## OTHER

- 
- Overalls.
- P.V.C. apron.
- Barrier cream.
- Skin cleansing cream.
- Eye wash unit.
- 
- Respirators may be necessary when engineering and administrative controls do not adequately prevent exposures.
- The decision to use respiratory protection should be based on professional judgment that takes into account toxicity information, exposure measurement data, and frequency and likelihood of the worker's exposure - ensure users are not subject to high thermal loads which may result in heat stress or distress due to personal protective equipment (powered, positive flow, full face apparatus may be an option).
- Published occupational exposure limits, where they exist, will assist in determining the adequacy of the selected respiratory . These may be government mandated or vendor recommended.
- Certified respirators will be useful for protecting workers from inhalation of particulates when properly selected and fit tested as part of a complete respiratory protection program.
- Use approved positive flow mask if significant quantities of dust becomes airborne.
- Try to avoid creating dust conditions.

## RESPIRATOR

Protection Factor	Half-Face Respirator	Full-Face Respirator	Powered Air Respirator
10 x PEL	P1	-	PAPR-P1
	Air-line*	-	-
50 x PEL	Air-line**	P2	PAPR-P2
100 x PEL	-	P3	-
		Air-line*	-
100+ x PEL	-	Air-line**	PAPR-P3

\* - Negative pressure demand \*\* - Continuous flow

Explanation of Respirator Codes:

Class 1 low to medium absorption capacity filters.

Class 2 medium absorption capacity filters.

Class 3 high absorption capacity filters.

PAPR Powered Air Purifying Respirator (positive pressure) cartridge.

Type A for use against certain organic gases and vapors.

Type AX for use against low boiling point organic compounds (less than 65°C).

Type B for use against certain inorganic gases and other acid gases and vapors.

Type E for use against sulfur dioxide and other acid gases and vapors.

Type K for use against ammonia and organic ammonia derivatives

Class P1 intended for use against mechanically generated particulates of sizes most commonly encountered in industry, e.g. asbestos, silica.

Class P2 intended for use against both mechanically and thermally generated particulates, e.g. metal fume.

Class P3 intended for use against all particulates containing highly toxic materials, e.g. beryllium.

The local concentration of material, quantity and conditions of use determine the type of personal protective equipment required. Use appropriate NIOSH-certified respirator based on informed professional judgement. In conditions where no reasonable estimate of exposure can be made, assume the exposure is in a concentration IDLH and use NIOSH-certified full face pressure demand SCBA with a minimum service life of 30 minutes, or a combination full facepiece pressure demand SAR with auxiliary self-contained air supply. Respirators provided only for escape from IDLH atmospheres shall be NIOSH-certified for escape from the atmosphere in which they will be used.

## ENGINEERING CONTROLS

- Local exhaust ventilation is required where solids are handled as powders or crystals; even when particulates are relatively large, a certain proportion will be powdered by mutual friction.
- Exhaust ventilation should be designed to prevent accumulation and recirculation of particulates in the workplace.
- If in spite of local exhaust an adverse concentration of the substance in air could occur, respiratory protection should be considered. Such protection might consist of:
  - particle dust respirators, if necessary, combined with an absorption cartridge;
  - filter respirators with absorption cartridge or canister of the right type;
  - fresh-air hoods or masks
- Build-up of electrostatic charge on the dust particle, may be prevented by bonding and grounding.
- Powder handling equipment such as dust collectors, dryers and mills may require additional protection measures such as explosion venting.

Air contaminants generated in the workplace possess varying "escape" velocities which, in turn, determine the "capture velocities" of fresh circulating air required to efficiently remove the contaminant.

Type of Contaminant:	Air Speed:
direct spray, spray painting in shallow booths, drum filling, conveyer loading, crusher dusts, gas discharge (active generation into zone of rapid air motion)	1-2.5 m/s (200-500 f/min.)
grinding, abrasive blasting, tumbling, high speed wheel generated dusts (released at high initial velocity into zone of very high rapid air motion).	2.5-10 m/s (500-2000 f/min.)

Within each range the appropriate value depends on:

Lower end of the range	Upper end of the range
1: Room air currents minimal or favorable to capture	1: Disturbing room air currents
2: Contaminants of low toxicity or of nuisance value only	2: Contaminants of high toxicity
3: Intermittent, low production.	3: High production, heavy use
4: Large hood or large air mass in motion	4: Small hood-local control only

Simple theory shows that air velocity falls rapidly with distance away from the opening of a simple extraction pipe. Velocity generally decreases with the square of distance from the extraction point (in simple cases). Therefore the air speed at the extraction point should be adjusted, accordingly, after reference to distance from the contaminating source. The air velocity at the extraction fan, for example, should be a minimum of 4-10 m/s (800-2000 f/min) for extraction of crusher dusts generated 2 meters distant from the extraction point. Other mechanical considerations, producing performance deficits within the extraction apparatus, make it essential that theoretical air velocities are multiplied by factors of 10 or more when extraction systems are installed or used.

## Section 9 - PHYSICAL AND CHEMICAL PROPERTIES

### PHYSICAL PROPERTIES

Solid.

Does not mix with water.

State	Divided solid	Molecular Weight	259.22
Melting Range (°F)	365 (decomp)	Viscosity	Not Applicable
Boiling Range (°F)	Not available	Solubility in water (g/L)	Immiscible
Flash Point (°F)	Not available	pH (1% solution)	Not available
Decomposition Temp (°F)	365	pH (as supplied)	Not available
Autoignition Temp (°F)	Not available	Vapour Pressure (mmHG)	Negligible
Upper Explosive Limit (%)	Not available	Specific Gravity (water=1)	Not available
Lower Explosive Limit (%)	Not available	Relative Vapor Density (air=1)	Not Applicable
Volatile Component (%vol)	Negligible	Evaporation Rate	Not available

### APPEARANCE

Red to brown powder; Very slightly soluble in water (<1%). Soluble in dilute sodium hydroxide.



## Section 10 - CHEMICAL STABILITY

### CONDITIONS CONTRIBUTING TO INSTABILITY

- 
- Presence of incompatible materials.
- Product is considered stable.
- Hazardous polymerization will not occur.

### STORAGE INCOMPATIBILITY

- 
- Toxic gases are formed by mixing azo and azido compounds with acids, aldehydes, amides, carbamates, cyanides, inorganic fluorides, halogenated organics, isocyanates, ketones, metals, nitrides, peroxides, phenols, epoxides, acyl halides, and strong oxidizing or reducing agents.
- Flammable gases are formed by mixing azo and azido compounds with alkali metals.
- Explosive combination can occur with strong oxidizing agents, metal salts, peroxides, and sulfides.

Avoid reaction with oxidizing agents, strong alkalis.

For incompatible materials - refer to Section 7 - Handling and Storage.

## Section 11 - TOXICOLOGICAL INFORMATION

4-(4-nitrophenylazo)resorcinol

### TOXICITY AND IRRITATION

• unless otherwise specified data extracted from RTECS - Register of Toxic Effects of Chemical Substances.

#### TOXICITY

Oral (rat) LD50: >500 mg/kg

• Asthma-like symptoms may continue for months or even years after exposure to the material ceases. This may be due to a non-allergenic condition known as reactive airways dysfunction syndrome (RADS) which can occur following exposure to high levels of highly irritating compound. Key criteria for the diagnosis of RADS include the absence of preceding respiratory disease, in a non-atopic individual, with abrupt onset of persistent asthma-like symptoms within minutes to hours of a documented exposure to the irritant. A reversible airflow pattern, on spirometry, with the presence of moderate to severe bronchial hyperreactivity on methacholine challenge testing and the lack of minimal lymphocytic inflammation, without eosinophilia, have also been included in the criteria for diagnosis of RADS. RADS (or asthma) following an irritating inhalation is an infrequent disorder with rates related to the concentration of and duration of exposure to the irritating substance. Industrial bronchitis, on the other hand, is a disorder that occurs as result of exposure due to high concentrations of irritating substance (often particulate in nature) and is completely reversible after exposure ceases. The disorder is characterised by dyspnea, cough and mucus production.

Contact allergies quickly manifest themselves as contact eczema, more rarely as urticaria or Quincke's edema. The pathogenesis of contact eczema involves a cell-mediated (T lymphocytes) immune reaction of the delayed type. Other allergic skin reactions, e.g. contact urticaria, involve antibody-mediated immune reactions. The significance of the contact allergen is not simply determined by its sensitization potential: the distribution of the substance and the opportunities for contact with it are equally important. A weakly sensitizing substance which is widely distributed can be a more important allergen than one with stronger sensitizing potential with which few individuals come into contact. From a clinical point of view, substances are noteworthy if they produce an allergic test reaction in more than 1% of the persons tested.

#### IRRITATION

## Section 12 - ECOLOGICAL INFORMATION

Refer to data for ingredients, which follows:

4-(4-NITROPHENYLAZO)RESORCINOL:

• Biodegradation of azo dyes can occur in both aerobic and anaerobic environments. In both cases, the initial step in the biodegradation is the reductive cleavage of the azo-bond. Under aerobic conditions the initial step of cleavage of the azo-bond is typically followed by hydroxylation and ring opening of the aromatic intermediates.

The electron-withdrawal character of azo-groups generates electron deficiency and thus makes the compounds less susceptible to oxidative catabolism. As a consequence, many of these chemicals tend to persist under aerobic environmental conditions. Aerobic degradation of azo dyes is not expected as oxygen is often an inhibitor of azo reduction. Biodegradation of these dyes by aerobic sludge is reported to be insignificant as greater than 50% of the dye remains unchanged or is only slightly modified.

Reduction of azo dyes occurs primarily under anaerobic conditions through cleavage of the azo linkage. While azo dyes are generally stable under aerobic conditions, they are susceptible to reductive degradation under the anaerobic conditions characteristic of sediment. A possible pathway of azo dye degradation is azo-reductase under anaerobic conditions followed by mineralisation under aerobic conditions, with the resultant end products being NH<sub>3</sub>, CO<sub>2</sub> and H<sub>2</sub>O.

The great majority of azo dyes are water soluble and they colour different substrates by becoming physically attached. The attachment may be due to adsorption, absorption or mechanical adherence. Most of the commercial available azo dyes are in fact formulations of several components in order to improve the technical properties of the dyeing process.

The content of a specific dye lies in the range of 10 to 98%.

Soluble azo dyes, which are likely to remain in solution and therefore are unlikely to adsorb to sediment or sludge, the above anaerobic pathway is unlikely to occur.

An important natural abiotic degradation mechanism is photolysis and hydrolysis as a function of pH in the range of pH 4-9 . The

evidence of the role of hydrolysis in degradation of azo dyes is not conclusive. Even though the dyes have absorption maxima in the range of visible and UV-light, photo-reduction does not play a dominant role in the environmental fate of dyes, although its contribution to the total mineralisation of widely dispersed trace amounts may be underestimated. Furthermore, hydrolysis seems not to be an important degradation pathway either, except for reactive dyes, which are hydrolysed rapidly in aqueous solution. For the metabolites, photolysis may be of some importance, whereas hydrolysis does not seem to be an important degradation route.

If the dye is not broken during rigors of biological waste treatment, it is unlikely to degrade rapidly in the less severe conditions of the environment. The reductive cleavage of the azo-bond is the major degradation pathway for azo dyes. Photo-reduction of azo dyes to hydrazines and amines is possible, but it is likely to be very slow, except in oxygen-poor water. The stability of the dyes to visible and UV-light is very high, and therefore only slow degradation has been shown. The photo-stability of azo dyestuffs is high in pure water but in the presence of natural humic materials, the photo decomposition is strongly accelerated, probably through oxidation by single oxygen or oxy-radicals

Although azo dyes are generally not readily or inherently biodegradable, bioaccumulation or adsorption to sediment is not expected due to their, generally, low partition coefficient

Certain of the Acid and Basic azo dyes are acutely toxic to aquatic organisms (fish, crustaceans, algae and bacteria); this is also true of some Direct dyes. Reactive dyes generally have very high effect concentration levels (>100 mg/l) and are not considered to be toxic to aquatic organisms. The non-ionic (Disperse and Solvent) dyes are toxic or potentially toxic. Solvent dyes may even be acutely toxic to aquatic organisms. The Mordant dyes (nonionics) generally do not exhibit any toxicity at levels below 100 mg/l.

• DO NOT discharge into sewer or waterways.

No data

### Ecotoxicity

Ingredient	Persistence: Water/Soil	Persistence: Air	Bioaccumulation	Mobility
4-(4-nitrophenylazo)resorcinol	HIGH		LOW	MED

## Section 13 - DISPOSAL CONSIDERATIONS

### Disposal Instructions

All waste must be handled in accordance with local, state and federal regulations.

• Puncture containers to prevent re-use and bury at an authorized landfill.

Legislation addressing waste disposal requirements may differ by country, state and/ or territory. Each user must refer to laws operating in their area. In some areas, certain wastes must be tracked.

A Hierarchy of Controls seems to be common - the user should investigate:

- Reduction
- Reuse
- Recycling
- Disposal (if all else fails)

This material may be recycled if unused, or if it has not been contaminated so as to make it unsuitable for its intended use. Shelf life considerations should also be applied in making decisions of this type. Note that properties of a material may change in use, and recycling or reuse may not always be appropriate.

DO NOT allow wash water from cleaning equipment to enter drains. Collect all wash water for treatment before disposal.

- Recycle wherever possible.
- Consult manufacturer for recycling options or consult Waste Management Authority for disposal if no suitable treatment or disposal facility can be identified.
- Dispose of by: Burial in a licensed land-fill or Incineration in a licensed apparatus (after admixture with suitable combustible material)
- Decontaminate empty containers. Observe all label safeguards until containers are cleaned and destroyed.

## Section 14 - TRANSPORTATION INFORMATION

NOT REGULATED FOR TRANSPORT OF DANGEROUS GOODS: DOT, IATA, IMDG

## Section 15 - REGULATORY INFORMATION

**4-(4-nitrophenylazo)resorcinol (CAS: 74-39-5) is found on the following regulatory lists;**

"Canada Domestic Substances List (DSL)", "US Toxic Substances Control Act (TSCA) - Inventory"

## Section 16 - OTHER INFORMATION

### LIMITED EVIDENCE

- Ingestion may produce health damage\*.
- Cumulative effects may result following exposure\*.

\* (limited evidence).

*Reasonable care has been taken in the preparation of this information, but the author makes no warranty of merchantability or any other warranty, expressed or implied, with respect to this information. The author makes no representations and assumes no liability for any direct, incidental or consequential damages resulting from its use. For additional technical information please call our toxicology department on +800 CHEMCALL.*

- Classification of the mixture and its individual components has drawn on official and authoritative sources as well as independent review by the Chemwatch Classification committee using available literature references.

A list of reference resources used to assist the committee may be found at:  
[www.chemwatch.net/references](http://www.chemwatch.net/references).

- The (M)SDS is a Hazard Communication tool and should be used to assist in the Risk Assessment. Many factors determine whether the reported Hazards are Risks in the workplace or other settings. Risks may be determined by reference to Exposures Scenarios. Scale of use, frequency of use and current or available engineering controls must be considered.

*This document is copyright. Apart from any fair dealing for the purposes of private study, research, review or criticism, as permitted under the Copyright Act, no part may be reproduced by any process without written permission from CHEMWATCH. TEL (+61 3) 9572 4700.*

Issue Date: Nov-9-2009

Print Date: Jun-11-2010