

# o-Cresolphthalein

sc-215601

## Material Safety Data Sheet



The Power to Question

Hazard Alert Code  
Key:

EXTREME

HIGH

MODERATE

LOW

## Section 1 - CHEMICAL PRODUCT AND COMPANY IDENTIFICATION

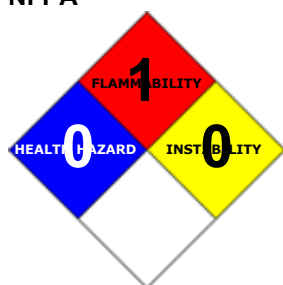
### PRODUCT NAME

o-Cresolphthalein

### STATEMENT OF HAZARDOUS NATURE

CONSIDERED A HAZARDOUS SUBSTANCE ACCORDING TO OSHA 29 CFR 1910.1200.

### NFPA



### SUPPLIER

Company: Santa Cruz Biotechnology, Inc.

Address:

2145 Delaware Ave

Santa Cruz, CA 95060

Telephone: 800.457.3801 or 831.457.3800

Emergency Tel: CHEMWATCH: From within the US and

Canada: 877-715-9305

Emergency Tel: From outside the US and Canada: +800 2436

2255 (1-800-CHEMCALL) or call +613 9573 3112

### PRODUCT USE

Acid base indicator. pH range: 8.2 - colourless; 9.8 - red. Analytical reagent.

### SYNONYMS

C22-H18-O4, "phenolphthalein, 3', 3''' -dimethyl", "3' , 3''' -dimethylphenolphthalein"

## Section 2 - HAZARDS IDENTIFICATION

### CANADIAN WHMIS SYMBOLS



### EMERGENCY OVERVIEW

#### RISK

Limited evidence of a carcinogenic effect.

#### POTENTIAL HEALTH EFFECTS

#### ACUTE HEALTH EFFECTS

#### SWALLOWED

■ Accidental ingestion of the material may be damaging to the health of the individual.

■ Phenolphthalein is used as a laxative. Large doses phenolphthalein and related substances cause nausea, vomiting and diarrhoea.

No systemic toxicity has been reported after oral doses except for occasional allergic reactions. Several acute reactions to oral doses have been reported with various types of skin rash described, in some cases followed by persistent pigmentation. Signs

of systemic lupus erythematosus have been have also been ascribed to phenolphthalein. In one fatal case a child developed cerebral and pulmonary oedema and became comatose following the ingestion of 600 mg of the laxative in chocolate. In another case a 35 year old man developed hypothermia, hypotension, severe acidosis, oedema and oliguria after ingesting a dose of 2 gm in chocolate.

If urine or faeces is alkaline it may acquire a red colour; this is not blood.

Phenolphthalein has been widely used as a laxative for many years. The usual dose for an adult is 30-195 mg, although doses of several grams may be swallowed without serious symptoms. In most people ingested phenolphthalein can cause diarrhoea but no other problems. A rare but potentially serious allergic reaction may occur with some people using laxatives but these effects are generally not relevant to occupational exposure to phenolphthalein. (CCINFO)

Abuse of phenolphthalein-containing laxatives (for weight loss), has been associated with gastrointestinal bleeding and iron deficient anaemia, acute pancreatitis, and multiple organ damage in cases of massive overdosage, including fulminant hepatic failure and disseminated intravascular coagulation.

## **EYE**

■ Although the material is not thought to be an irritant, direct contact with the eye may cause transient discomfort characterized by tearing or conjunctival redness (as with windburn). Slight abrasive damage may also result. The material may produce foreign body irritation in certain individuals.

## **SKIN**

■ The material is not thought to produce adverse health effects or skin irritation following contact (as classified using animal models). Nevertheless, good hygiene practice requires that exposure be kept to a minimum and that suitable gloves be used in an occupational setting.

■ Open cuts, abraded or irritated skin should not be exposed to this material.

■ Entry into the blood-stream, through, for example, cuts, abrasions or lesions, may produce systemic injury with harmful effects. Examine the skin prior to the use of the material and ensure that any external damage is suitably protected.

## **INHALED**

■ The material is not thought to produce either adverse health effects or irritation of the respiratory tract following inhalation (as classified using animal models). Nevertheless, adverse effects have been produced following exposure of animals by at least one other route and good hygiene practice requires that exposure be kept to a minimum and that suitable control measures be used in an occupational setting.

■ Persons with impaired respiratory function, airway diseases and conditions such as emphysema or chronic bronchitis, may incur further disability if excessive concentrations of particulate are inhaled.

■ Very rarely, allergic reactions occur with phenolphthalein and its analogues.

In one study over fifteen per cent of the patients (177) in a gastroenterologic clinic employed phenolphthalein as a habitual laxative. In a large percentage (152) a diagnosis of catarrhal colitis was made. A small percentage (22) had established a tolerance for the drug and exhibited no signs of toxicity. Chronic stomatitis was present in three patients addicted to the drug.

In industrial situations, long-term, repeated exposure to high levels of dust will lead to chronic non-specific lung disease (ILO Encyclopaedia). Indiscriminate use of phenolphthalein results in chronic constipation and laxative dependence, loss of normal bowel function, and bowel irritation.

Habitual use over several years may cause a "cathartic colon", i.e., a poorly functioning, atonic dilation of the colon, especially of the right side, resulting in extensive bowel retention. This condition resembles chronic ulcerative colitis both radiologically and pathologically, involves thinning of the intestinal wall and loss of the normal mucosal pattern of the terminal ileum. Long term use or overdose have been associated, anecdotally, with abdominal pain, diarrhoea, electrolyte imbalance (hypokalaemia, hypocalcaemia, and/ or metabolic acidosis or alkalosis), dehydration, malabsorption, protein-losing gastroenteropathy, steatorrhea, anorexia, weight loss, polydipsia, polyuria, cardiac arrhythmias, muscle weakness, prostration and histopathologic lesions.

Kidney, muscle, and central nervous system disturbances may be due to electrolyte imbalance. Hypokalaemia contributes to kidney dysfunction associated with rhabdomyolysis (muscle wasting).

Phenolphthalein allergy is often manifested by inflammatory reactions of the skin. In extreme cases recurrences involve progressively more severe lesions characterised by bullous erythema multiforme, with focal haemorrhage and necrosis. Cross-sensitivity reactions in individuals previously sensitised by phthalic anhydride and its congeners, might be the subject of speculation.

Phenolphthalein has weak oestrogen activity, in fashion similar to that said to be exerted by other phthalates. Phenolphthalein competes with oestrogen for binding sites on cultured MCF-7 human breast cancer cells.

In a study conducted in Melbourne, Australia, with 1408 subjects, there was no statistically significant increased risk of colorectal cancer in phenolphthalein laxative users (Kune, 1993).

Under the conditions of a 2-year feed study using male rats, there was clear evidence of carcinogenic activity based on a marked increased in the incidence of benign pheochromocytomas of the adrenal medulla, and of renal tubule adenomas, and adenomas or carcinomas (combined). There was some evidence of carcinogenic activity of phenolphthalein in female rats. There was clear evidence in male mice of carcinogenic activity based on increased incidences of histiocytic sarcomas and of malignant lymphomas of thymic origin. In female mice there was also clear evidence of carcinogenic activity based on increased incidences of histiocytic sarcomas, malignant tumours of all types, lymphomas of thymic origin, and benign sex-cord stromal tumours of the ovary.

National Toxicological Program, Technical Reports Series, No. 465, 1996

Phenolphthalein causes enhanced oxygen radical production in *in vitro* systems. *In vivo*, reduction of phenoxy radicals could allow reformation of phenolphthalein, establishing a futile cycle of oxidation and reduction, thereby generating more free radical species. Thus, phenolphthalein may be a significant source of oxidative stress in physiological systems.

Abnormal sperm were induced in male mice, but not male rats, treated with phenolphthalein via dosed feed for 13 weeks.

In a mouse carcinogenicity bioassay phenolphthalein produced evidence of carcinogenic effects with significant increases in histiocytic sarcoma and malignant lymphoma. Benign ovary tumours were significantly increased in all treatment groups.

Phenolphthalein induces a significant increase in the frequency of chromosome aberrations in human cells. The lowest dose level at which the clastogenic effect is evident is 23 ug/ml. Similar positive results were obtained in a Chinese hamster liver cell line, which is metabolically competent to activate different classes of promutagens and procarcinogens into biologically active metabolites. Instead, parallel experiments in Chinese hamster ovary cells did not show any clastogenic effect due to phenolphthalein. These latter data suggested that phenolphthalein acts as a promutagen and must be metabolically activated to exert its clastogenic effect. *Teratogenesis Carcinog. Mutagen.* 20:209-217, 2000.

## **CHRONIC HEALTH EFFECTS**

■ There has been concern that this material can cause cancer or mutations, but there is not enough data to make an assessment.

Limited evidence suggests that repeated or long-term occupational exposure may produce cumulative health effects involving organs or biochemical systems.

There is limited evidence that, skin contact with this product is more likely to cause a sensitization reaction in some persons compared to the general population.

Exposure to the material may cause concerns for human fertility, on the basis that similar materials provide some evidence of impaired fertility in the absence of toxic effects, or evidence of impaired fertility occurring at around the same dose levels as other toxic effects, but which are not a secondary non-specific consequence of other toxic effects.

Exposure to the material may result in a possible risk of irreversible effects. The material may produce mutagenic effects in man. This concern is raised, generally, on the basis of appropriate studies with similar materials using mammalian somatic cells in vivo. Such findings are often supported by positive results from in vitro mutagenicity studies.

Very rarely, allergic reactions occur with phenolphthalein and its analogues.

In one study over fifteen per cent of the patients (177) in a gastroenterologic clinic employed phenolphthalein as a habitual laxative. In a large percentage (152) a diagnosis of catarrhal colitis was made. A small percentage (22) had established a tolerance for the drug and exhibited no signs of toxicity. Chronic stomatitis was present in three patients addicted to the drug.

In industrial situations, long-term, repeated exposure to high levels of dust will lead to chronic non-specific lung disease (ILO Encyclopaedia). Indiscriminate use of phenolphthalein results in chronic constipation and laxative dependence, loss of normal bowel function, and bowel irritation.

Habitual use over several years may cause a "cathartic colon", i.e., a poorly functioning, atonic dilation of the colon, especially of the right side, resulting in extensive bowel retention. This condition resembles chronic ulcerative colitis both radiologically and pathologically, involves thinning of the intestinal wall and loss of the normal mucosal pattern of the terminal ileum. Long term use or overdose have been associated, anecdotally, with abdominal pain, diarrhoea, electrolyte imbalance (hypokalaemia, hypocalcaemia, and/ or metabolic acidosis or alkalosis), dehydration, malabsorption, protein-losing gastroenteropathy, steatorrhea, anorexia, weight loss, polydipsia, polyuria, cardiac arrhythmias, muscle weakness, prostration and histopathologic lesions.

Kidney, muscle, and central nervous system disturbances may be due to electrolyte imbalance. Hypokalaemia contributes to kidney dysfunction associated with rhabdomyolysis (muscle wasting).

Phenolphthalein allergy is often manifested by inflammatory reactions of the skin. In extreme cases recurrences involve progressively more severe lesions characterised by bullous erythema multiforme, with focal haemorrhage and necrosis. Cross-sensitivity reactions in individuals previously sensitised by phthalic anhydride and its congeners, might be the subject of speculation.

Phenolphthalein has weak oestrogen activity, in fashion similar to that said to be exerted by other phthalates. Phenolphthalein competes with oestrogen for binding sites on cultured MCF-7 human breast cancer cells.

In a study conducted in Melbourne, Australia, with 1408 subjects, there was no statistically significant increased risk of colorectal cancer in phenolphthalein laxative users (Kune, 1993).

Under the conditions of a 2-year feed study using male rats, there was clear evidence of carcinogenic activity based on a marked increase in the incidence of benign pheochromocytomas of the adrenal medulla, and of renal tubule adenomas, and adenomas or carcinomas (combined). There was some evidence of carcinogenic activity of phenolphthalein in female rats. There was clear evidence in male mice of carcinogenic activity based on increased incidences of histiocytic sarcomas and of malignant lymphomas of thymic origin. In female mice there was also clear evidence of carcinogenic activity based on increased incidences of histiocytic sarcomas, malignant tumours of all types, lymphomas of thymic origin, and benign sex-cord stromal tumours of the ovary.

National Toxicological Program, Technical Reports Series, No. 465, 1996

Phenolphthalein causes enhanced oxygen radical production in in vitro systems. In vivo, reduction of phenoxy radicals could allow reformation of phenolphthalein, establishing a futile cycle of oxidation and reduction, thereby generating more free radical species. Thus, phenolphthalein may be a significant source of oxidative stress in physiological systems.

Abnormal sperm were induced in male mice, but not male rats, treated with phenolphthalein via dosed feed for 13 weeks.







In a mouse carcinogenicity bioassay phenolphthalein produced evidence of carcinogenic effects with significant increases in histiocytic sarcoma and malignant lymphoma. Benign ovary tumours were significantly increased in all treatment groups.

Phenolphthalein induces a significant increase in the frequency of chromosome aberrations in human cells. The lowest dose level at which the clastogenic effect is evident is 23 ug/ml. Similar positive results were obtained in a Chinese hamster liver cell line, which is metabolically competent to activate different classes of promutagens and procarcinogens into biologically active metabolites. Instead, parallel experiments in Chinese hamster ovary cells did not show any clastogenic effect due to phenolphthalein. These latter data suggested that phenolphthalein acts as a promutagen and must be metabolically activated to exert its clastogenic effect. Teratogenesis Carcinog. Mutagen. 20:209-217, 2000.

Long term exposure to high dust concentrations may cause changes in lung function i.e. pneumoconiosis; caused by particles less than 0.5 micron penetrating and remaining in the lung. Prime symptom is breathlessness; lung shadows show on X-ray.

## Section 3 - COMPOSITION / INFORMATION ON INGREDIENTS

### HAZARD RATINGS

	Min	Max	
Flammability:	1		
Toxicity:	2		
Body Contact:	0		
Reactivity:	1		
Chronic:	2		
		Min/Nil=0 Low=1 Moderate=2 High=3 Extreme=4	

NAME	CAS RN	%
o-cresolphthalein	596-27-0	>98

## Section 4 - FIRST AID MEASURES

### SWALLOWED

- 
- If swallowed do NOT induce vomiting.
- If vomiting occurs, lean patient forward or place on left side (head-down position, if possible) to maintain open airway and prevent aspiration.
- Observe the patient carefully.
- Never give liquid to a person showing signs of being sleepy or with reduced awareness; i.e. becoming unconscious.
- Give water to rinse out mouth, then provide liquid slowly and as much as casualty can comfortably drink.

- Seek medical advice.

#### EYE

- If this product comes in contact with the eyes:
  - Wash out immediately with fresh running water.
  - Ensure complete irrigation of the eye by keeping eyelids apart and away from eye and moving the eyelids by occasionally lifting the upper and lower lids.
  - If pain persists or recurs seek medical attention.
  - Removal of contact lenses after an eye injury should only be undertaken by skilled personnel.

#### SKIN

- If skin contact occurs:
  - Immediately remove all contaminated clothing, including footwear
  - Flush skin and hair with running water (and soap if available).
  - Seek medical attention in event of irritation.

#### INHALED

- - If dust is inhaled, remove from contaminated area.
  - Encourage patient to blow nose to ensure clear passage of breathing.
  - If irritation or discomfort persists seek medical attention.

#### NOTES TO PHYSICIAN

- Treat symptomatically.

### Section 5 - FIRE FIGHTING MEASURES

Vapour Pressure (mmHG):	Negligible
Upper Explosive Limit (%):	Not available
Specific Gravity (water=1):	Not available
Lower Explosive Limit (%):	Not available

#### EXTINGUISHING MEDIA

- - Foam.
  - Dry chemical powder.
  - BCF (where regulations permit).
  - Carbon dioxide.
  - Water spray or fog - Large fires only.

#### FIRE FIGHTING

- - Alert Emergency Responders and tell them location and nature of hazard.
  - Wear breathing apparatus plus protective gloves.
  - Prevent, by any means available, spillage from entering drains or water course.
  - Use water delivered as a fine spray to control fire and cool adjacent area.
  - DO NOT approach containers suspected to be hot.
  - Cool fire exposed containers with water spray from a protected location.
  - If safe to do so, remove containers from path of fire.
  - Equipment should be thoroughly decontaminated after use.

#### GENERAL FIRE HAZARDS/HAZARDOUS COMBUSTIBLE PRODUCTS

- - Combustible solid which burns but propagates flame with difficulty.
  - Avoid generating dust, particularly clouds of dust in a confined or unventilated space as dusts may form an explosive mixture with air, and any source of ignition, i.e. flame or spark, will cause fire or explosion. Dust clouds generated by the fine grinding of the solid are a particular hazard; accumulations of fine dust may burn rapidly and fiercely if ignited.
  - Dry dust can be charged electrostatically by turbulence, pneumatic transport, pouring, in exhaust ducts and during transport.
  - Build-up of electrostatic charge may be prevented by bonding and grounding.
  - Powder handling equipment such as dust collectors, dryers and mills may require additional protection measures such as explosion venting.

Combustion products include: carbon monoxide (CO), carbon dioxide (CO<sub>2</sub>), other pyrolysis products typical of burning organic material.

May emit poisonous fumes.

May emit corrosive fumes.

#### FIRE INCOMPATIBILITY

- Avoid contamination with oxidizing agents i.e. nitrates, oxidizing acids, chlorine bleaches, pool chlorine etc. as ignition may result.

#### PERSONAL PROTECTION

Glasses:

Chemical goggles.

Gloves:

Respirator:

Particulate

### Section 6 - ACCIDENTAL RELEASE MEASURES

#### MINOR SPILLS

■

- Clean up waste regularly and abnormal spills immediately.
- Avoid breathing dust and contact with skin and eyes.
- Wear protective clothing, gloves, safety glasses and dust respirator.
- Use dry clean up procedures and avoid generating dust.
- Vacuum up or sweep up. NOTE: Vacuum cleaner must be fitted with an exhaust micro filter (HEPA type) (consider explosion-proof machines designed to be grounded during storage and use).
- Dampen with water to prevent dusting before sweeping.
- Place in suitable containers for disposal.

#### **MAJOR SPILLS**

##### **■ Moderate hazard.**

- CAUTION: Advise personnel in area.
- Alert Emergency Responders and tell them location and nature of hazard.
- Control personal contact by wearing protective clothing.
- Prevent, by any means available, spillage from entering drains or water courses.
- Recover product wherever possible.
- IF DRY: Use dry clean up procedures and avoid generating dust. Collect residues and place in sealed plastic bags or other containers for disposal. IF WET: Vacuum/shovel up and place in labelled containers for disposal.
- ALWAYS: Wash area down with large amounts of water and prevent runoff into drains.
- If contamination of drains or waterways occurs, advise emergency services.

#### **ACUTE EXPOSURE GUIDELINE LEVELS (AEGL) (in ppm)**

AEGL 1: The airborne concentration of a substance above which it is predicted that the general population, including susceptible individuals, could experience notable discomfort, irritation, or certain asymptomatic nonsensory effects. However, the effects are not disabling and are transient and reversible upon cessation of exposure.

AEGL 2: The airborne concentration of a substance above which it is predicted that the general population, including susceptible individuals, could experience irreversible or other serious, long-lasting adverse health effects or an impaired ability to escape.

AEGL 3: The airborne concentration of a substance above which it is predicted that the general population, including susceptible individuals, could experience life-threatening health effects or death.

## **Section 7 - HANDLING AND STORAGE**

### **PROCEDURE FOR HANDLING**

- 
- Avoid all personal contact, including inhalation.
- Wear protective clothing when risk of exposure occurs.
- Use in a well-ventilated area.
- Prevent concentration in hollows and sumps.
- DO NOT enter confined spaces until atmosphere has been checked.
- DO NOT allow material to contact humans, exposed food or food utensils.
- Avoid contact with incompatible materials.
- When handling, DO NOT eat, drink or smoke.
- Keep containers securely sealed when not in use.
- Avoid physical damage to containers.
- Always wash hands with soap and water after handling.
- Work clothes should be laundered separately.
- Launder contaminated clothing before re-use.
- Use good occupational work practice.
- Observe manufacturer's storing and handling recommendations.
- Atmosphere should be regularly checked against established exposure standards to ensure safe working conditions are maintained.

Empty containers may contain residual dust which has the potential to accumulate following settling. Such dusts may explode in the presence of an appropriate ignition source.

- Do NOT cut, drill, grind or weld such containers
- In addition ensure such activity is not performed near full, partially empty or empty containers without appropriate workplace safety authorisation or permit.

### **RECOMMENDED STORAGE METHODS**

- 
- Polyethylene or polypropylene container.
- Check all containers are clearly labelled and free from leaks.

### **STORAGE REQUIREMENTS**

- 
- Store in original containers.
- Keep containers securely sealed.
- Store in a cool, dry, well-ventilated area.
- Store away from incompatible materials and foodstuff containers.
- Protect containers against physical damage and check regularly for leaks.
- Observe manufacturer's storing and handling recommendations.

### **SAFE STORAGE WITH OTHER CLASSIFIED CHEMICALS**



X: Must not be stored together

O: May be stored together with specific preventions

+: May be stored together

## Section 8 - EXPOSURE CONTROLS / PERSONAL PROTECTION

### EXPOSURE CONTROLS

Source	Material	TWA ppm	TWA mg/m <sup>3</sup>	STEL ppm	STEL mg/m <sup>3</sup>	Peak ppm	Peak mg/m <sup>3</sup>	TWA F/CC	Notes
US - Oregon Permissible Exposure Limits (Z3)	o-cresolphthalein (Inert or Nuisance Dust: (d) Total dust)		10						*
US OSHA Permissible Exposure Levels (PELs) - Table Z3	o-cresolphthalein (Inert or Nuisance Dust: (d) Respirable fraction)		5						
US OSHA Permissible Exposure Levels (PELs) - Table Z3	o-cresolphthalein (Inert or Nuisance Dust: (d) Total dust)		15						
US - Hawaii Air Contaminant Limits	o-cresolphthalein (Particulates not otherwise regulated - Total dust)		10						
US - Hawaii Air Contaminant Limits	o-cresolphthalein (Particulates not otherwise regulated - Respirable fraction)		5						
US - Oregon Permissible Exposure Limits (Z3)	o-cresolphthalein (Inert or Nuisance Dust: (d) Respirable fraction)		5						*
US - Tennessee Occupational Exposure Limits - Limits For Air Contaminants	o-cresolphthalein (Particulates not otherwise regulated Respirable fraction)		5						
US - Wyoming Toxic and Hazardous Substances Table Z1 Limits for Air Contaminants	o-cresolphthalein (Particulates not otherwise regulated (PNOR)(f)-Respirable fraction)		5						
US - Michigan Exposure Limits for Air Contaminants	o-cresolphthalein (Particulates not otherwise regulated, Respirable dust)		5						

### MATERIAL DATA

#### O-CRESOLPHTHALEIN:

■ It is the goal of the ACGIH (and other Agencies) to recommend TLVs (or their equivalent) for all substances for which there is evidence of health effects at airborne concentrations encountered in the workplace.

At this time no TLV has been established, even though this material may produce adverse health effects (as evidenced in animal experiments or clinical experience). Airborne concentrations must be maintained as low as is practically possible and occupational exposure must be kept to a minimum.

NOTE: The ACGIH occupational exposure standard for Particles Not Otherwise Specified (P.N.O.S) does NOT apply.

### PERSONAL PROTECTION



Consult your EHS staff for recommendations

#### EYE

■

- Safety glasses with side shields.
- Chemical goggles.
- Contact lenses pose a special hazard; soft lenses may absorb irritants and all lenses concentrate them. DO NOT wear contact lenses.

#### HANDS/FEET

■ NOTE: The material may produce skin sensitization in predisposed individuals. Care must be taken, when removing gloves and other protective equipment, to avoid all possible skin contact.

Suitability and durability of glove type is dependent on usage. Important factors in the selection of gloves include: such as:

- frequency and duration of contact,
- chemical resistance of glove material,

- glove thickness and
- dexterity

Select gloves tested to a relevant standard (e.g. Europe EN 374, US F739).

- When prolonged or frequently repeated contact may occur, a glove with a protection class of 5 or higher (breakthrough time greater than 240 minutes according to EN 374) is recommended.
- When only brief contact is expected, a glove with a protection class of 3 or higher (breakthrough time greater than 60 minutes according to EN 374) is recommended.
- Contaminated gloves should be replaced.

Gloves must only be worn on clean hands. After using gloves, hands should be washed and dried thoroughly. Application of a non-perfumed moisturiser is recommended.

Experience indicates that the following polymers are suitable as glove materials for protection against undissolved, dry solids, where abrasive particles are not present.

- polychloroprene
- nitrile rubber
- butyl rubber
- fluorocautchouc
- polyvinyl chloride

Gloves should be examined for wear and/ or degradation constantly.

## OTHER

- 
- Overalls.
- P.V.C. apron.
- Barrier cream.
- Skin cleansing cream.
- Eye wash unit.
- 
- Respirators may be necessary when engineering and administrative controls do not adequately prevent exposures.
- The decision to use respiratory protection should be based on professional judgment that takes into account toxicity information, exposure measurement data, and frequency and likelihood of the worker's exposure - ensure users are not subject to high thermal loads which may result in heat stress or distress due to personal protective equipment (powered, positive flow, full face apparatus may be an option).
- Published occupational exposure limits, where they exist, will assist in determining the adequacy of the selected respiratory . These may be government mandated or vendor recommended.
- Certified respirators will be useful for protecting workers from inhalation of particulates when properly selected and fit tested as part of a complete respiratory protection program.
- Use approved positive flow mask if significant quantities of dust becomes airborne.
- Try to avoid creating dust conditions.

## RESPIRATOR

Protection Factor	Half-Face Respirator	Full-Face Respirator	Powered Air Respirator
10 x PEL	P1	-	PAPR-P1
	Air-line*	-	-
50 x PEL	Air-line**	P2	PAPR-P2
100 x PEL	-	P3	-
		Air-line*	-
100+ x PEL	-	Air-line**	PAPR-P3

\* - Negative pressure demand \*\* - Continuous flow

Explanation of Respirator Codes:

Class 1 low to medium absorption capacity filters.

Class 2 medium absorption capacity filters.

Class 3 high absorption capacity filters.

PAPR Powered Air Purifying Respirator (positive pressure) cartridge.

Type A for use against certain organic gases and vapors.

Type AX for use against low boiling point organic compounds (less than 65°C).

Type B for use against certain inorganic gases and other acid gases and vapors.

Type E for use against sulfur dioxide and other acid gases and vapors.

Type K for use against ammonia and organic ammonia derivatives

Class P1 intended for use against mechanically generated particulates of sizes most commonly encountered in industry, e.g. asbestos, silica.

Class P2 intended for use against both mechanically and thermally generated particulates, e.g. metal fume.

Class P3 intended for use against all particulates containing highly toxic materials, e.g. beryllium.

The local concentration of material, quantity and conditions of use determine the type of personal protective equipment required.

Use appropriate NIOSH-certified respirator based on informed professional judgement. In conditions where no reasonable estimate of exposure can be made, assume the exposure is in a concentration IDLH and use NIOSH-certified full face pressure demand SCBA with a minimum service life of 30 minutes, or a combination full facepiece pressure demand SAR with auxiliary self-contained air supply. Respirators provided only for escape from IDLH atmospheres shall be NIOSH-certified for escape from the atmosphere in which they will be used.

## ENGINEERING CONTROLS

- 
- Local exhaust ventilation is required where solids are handled as powders or crystals; even when particulates are relatively large, a certain proportion will be powdered by mutual friction.
- Exhaust ventilation should be designed to prevent accumulation and recirculation of particulates in the workplace.
- If in spite of local exhaust an adverse concentration of the substance in air could occur, respiratory protection should be considered. Such protection might consist of:
  - (a): particle dust respirators, if necessary, combined with an absorption cartridge;
  - (b): filter respirators with absorption cartridge or canister of the right type;
  - (c): fresh-air hoods or masks
- Build-up of electrostatic charge on the dust particle, may be prevented by bonding and grounding.
- Powder handling equipment such as dust collectors, dryers and mills may require additional protection measures such as explosion venting.



Air contaminants generated in the workplace possess varying "escape" velocities which, in turn, determine the "capture velocities" of fresh circulating air required to efficiently remove the contaminant.

Type of Contaminant:	Air Speed:
direct spray, spray painting in shallow booths, drum filling, conveyer loading, crusher dusts, gas discharge (active generation into zone of rapid air motion)	1-2.5 m/s (200-500 f/min.)
grinding, abrasive blasting, tumbling, high speed wheel generated dusts (released at high initial velocity into zone of very high rapid air motion).	2.5-10 m/s (500-2000 f/min.)

Within each range the appropriate value depends on:

Lower end of the range	Upper end of the range
1: Room air currents minimal or favorable to capture	1: Disturbing room air currents
2: Contaminants of low toxicity or of nuisance value only	2: Contaminants of high toxicity
3: Intermittent, low production.	3: High production, heavy use
4: Large hood or large air mass in motion	4: Small hood-local control only

Simple theory shows that air velocity falls rapidly with distance away from the opening of a simple extraction pipe. Velocity generally decreases with the square of distance from the extraction point (in simple cases). Therefore the air speed at the extraction point should be adjusted, accordingly, after reference to distance from the contaminating source. The air velocity at the extraction fan, for example, should be a minimum of 4-10 m/s (800-2000 f/min) for extraction of crusher dusts generated 2 meters distant from the extraction point. Other mechanical considerations, producing performance deficits within the extraction apparatus, make it essential that theoretical air velocities are multiplied by factors of 10 or more when extraction systems are installed or used.

## Section 9 - PHYSICAL AND CHEMICAL PROPERTIES

### PHYSICAL PROPERTIES

Solid.

Does not mix with water.

State	Divided solid	Molecular Weight	346.36
Melting Range (°F)	433.4	Viscosity	Not Applicable
Boiling Range (°F)	Not available	Solubility in water (g/L)	Partly miscible
Flash Point (°F)	Not available	pH (1% solution)	Not available
Decomposition Temp (°F)	Not available	pH (as supplied)	Not applicable
Autoignition Temp (°F)	Not available	Vapour Pressure (mmHG)	Negligible
Upper Explosive Limit (%)	Not available	Specific Gravity (water=1)	Not available
Lower Explosive Limit (%)	Not available	Relative Vapor Density (air=1)	Not applicable
Volatile Component (%vol)	Negligible	Evaporation Rate	Not applicable

### APPEARANCE

Off-white crystalline powder; does not mix well with water. Soluble in alcohol. pK = 9.4. The sodium salt exists as a quinone.

## Section 10 - CHEMICAL STABILITY

### CONDITIONS CONTRIBUTING TO INSTABILITY

- 
- Presence of incompatible materials.
- Product is considered stable.
- Hazardous polymerization will not occur.

### STORAGE INCOMPATIBILITY

- Avoid reaction with oxidizing agents.

For incompatible materials - refer to Section 7 - Handling and Storage.

## Section 11 - TOXICOLOGICAL INFORMATION

o-cresolphthalein

### TOXICITY AND IRRITATION

- unless otherwise specified data extracted from RTECS - Register of Toxic Effects of Chemical Substances.

TOXICITY	IRRITATION
Intravenous (mouse) LD50: 320 mg/kg	Nil Reported

- For phenolphthalein

Phenolphthalein is absorbed in the small bowel and is conjugated in the liver to form phenolphthalein glucuronide, which is eliminated in the bile. As it passes through the small intestine, it is partially deconjugated and reabsorbed. Phenolphthalein and its glucuronide enhance oxygen radical production and cause oxidative damage in vitro. Phenolphthalein has also been shown to have low oestrogenic activity in some model systems. Phenolphthalein induced micronucleated erythrocytes in mice given multiple but not single treatments by gavage or in feed. Abnormal spermatozoa were induced in male mice but not male rats treated with phenolphthalein in the feed for 13 weeks. The malignant thymic lymphomas induced by phenolphthalein in female



heterozygous p53-deficient mice showed loss of the normal p53 allele.

Phenolphthalein induced chromosomal aberrations, Hprt gene mutations and morphological transformation but not aneuploidy or ouabain-resistant mutations or sister chromatid exchange in cultured mammalian cells. It did not induce gene mutations in bacteria.

The main target organ for the toxic effects of phenolphthalein is reported to be the intestine. Indiscriminate use of phenolphthalein results in chronic constipation and laxative dependence, loss of normal bowel function and bowel irritation. Habitual use for several years may cause a "cathartic colon", i.e. a poorly functioning colon with atonic dilatation, especially on the right side, resulting in extensive retention of the bowel contents. The clinical condition, which resembles chronic ulcerative colitis both radiologically and pathologically, involves thinning of the intestinal wall and loss of the normal mucosal pattern of the terminal ileum.

Anecdotal cases of long-term use or overdose of phenolphthalein have been associated with abdominal pain, diarrhoea, vomiting, electrolyte imbalance (hypokalaemia, hypocalcaemia and/or metabolic acidosis or alkalosis), dehydration, malabsorption, protein-losing gastroenteropathy, steatorrhoea, anorexia, weight loss, polydipsia, polyuria, cardiac arrhythmia, muscle weakness, prostration and histopathological lesions. Kidney, muscle and central nervous system disturbances are thought to be due to electrolyte imbalance. Loss of intestinal sodium and water stimulates compensatory renin production and secondary aldosteronism, leading to sodium conservation and potassium loss by the kidney. The hypokalaemia contributes to renal insufficiency and is sometimes associated with rhabdomyolysis.

Abuse of phenolphthalein-containing laxatives has been associated with gastrointestinal bleeding, iron-deficient anaemia, acute pancreatitis and multiple organ damage in cases of massive overdose, including fulminant hepatic failure and disseminated intravascular coagulation.

Allergy to phenolphthalein is often manifested as cutaneous inflammatory reactions or fixed drug eruptions, i.e. solitary or multiple, well-defined, erythematous macules that may progress to vesicles and/or bullae. These lesions characteristically recur in the same location with each subsequent dose of phenolphthalein and generally leave residual hyperpigmentation that increases in intensity with each exposure; numerous melanin-containing dermal macrophages have been found in pigmented areas. In extreme cases, recurrences have involved progressively more severe lesions characterised as bullous erythema multiforme, with focal haemorrhage and necrosis and perivascular lymphocytic infiltration and, in one case report, toxic epidermal necrolysis.

A review of 204 cases of phenolphthalein ingestion in children aged five years and younger reported to the Pittsburgh Poison Center (USA) over a 30-month period indicated that ingestion of < 1 g was associated with a minimal risk of developing dehydration due to excessive diarrhoea and resulting fluid loss.

Despite the profile of low acute toxicity documented in this study, cases of fatal poisoning of children have been reported; symptoms of pulmonary and cerebral oedema, multiple organ effects and encephalitis were attributed to hypersensitivity reactions. Repeated administration of phenolphthalein-containing laxatives to children has led to serious illness and multiple hospitalisations.

Analogy with related biphenolic compounds suggests that phenolphthalein has oestrogenic activity; however, studies with MCF-7 human breast cancer cells in tissue culture and in rat uterus in vivo suggested only a weak oestrogenic response.

Phenolphthalein is a partial oestrogen in immature rat uteri. Doses of 1-10 mg given subcutaneously twice daily for two days to female Wistar rats weighing 35-40 g induced a dose-related increase in uterine weight, but the maximum increase was only about half of that induced by oestradiol. Phenolphthalein was shown to bind to the oestrogen receptor and was a competitive antagonist to oestradiol.

In a study reported in an abstract, exposure of female B6C3F1 mice to 1895 mg/kg bw phenolphthalein orally [method not stated] daily for 30 or 60 days caused no changes in weight gain, oestrous cycles or the numbers of oocyte-containing follicles of any class (primordial, primary, growing or antral), or any detectable pathological

change in ovarian cells. In a 1997 study there was no evidence of reproductive toxicity in female B6C3F1 mice or male or female Fischer 344/N rats. Lower epididymal weights and lower sperm density (number of sperm/g of crude epididymal tissue) were observed in male mice at 12 000, 25 000 and 50 000 mg/kg.

Studies have shown that phenolphthalein, at high dose levels, is carcinogenic in mice and has a weak genotoxic (clastogenic) activity in vivo. With respect to the carcinogenicity study, the US FDA has stated that "the systemic exposures in rodents were approximately 40 to 70 fold and 60 to 100 fold the human exposure for rats and mice, respectively".

Phenolphthalein is reasonably anticipated to be a human carcinogen based on sufficient evidence of increased incidence of malignant and/or combination of malignant and benign tumors in multiple tissue sites and in multiple species (IARC 2000). In a two-year B6C3F1 mouse carcinogenicity study, NTP (1996) concluded that phenolphthalein, administered in feed, induced significant increases in the incidence of histiocytic sarcoma and lymphomas of thymic origin in males and females and malignant lymphoma (all types) and benign ovarian sex cord stromal tumors in females. In the corresponding Fischer 344 rat dietary carcinogenicity study, phenolphthalein induced significant increases in the incidence of benign pheochromocytoma of the adrenal medulla in males and females and renal tubule adenoma in males (NTP 1996). In a 6-month dietary study with female heterozygous p53-deficient transgenic mice, phenolphthalein induced a significant increase in the incidence of malignant lymphoma of thymic origin.

A few epidemiological studies have investigated the association between the use of phenolphthalein-containing laxatives and colon cancer or adenomatous colorectal polyps. No consistent association was found.

Phenolphthalein has been identified as a multisite carcinogen in rodents, but the molecular species responsible for the carcinogenicity is not known. A catechol metabolite hydroxyphenolphthalein, was recently identified and may be the molecular species responsible for at least part of the toxicity/carcinogenicity. The metabolite is an extremely potent mixed-type inhibitor of the O-methylation of the catechol estrogens. It has been suggested that chronic administration of phenolphthalein may enhance metabolic redox cycling of both the metabolite and the catechol estrogens and this, in turn, may contribute to hydroxyphenolphthalein-induced tumorigenesis.

Toxicol Appl. Pharmacol Vol 162(2) pp 124-131 2000

Although negative for mutagenicity and DNA damage in bacteria, phenolphthalein exhibits genetic activity in several in vitro and in vivo mammalian assays. Phenolphthalein was positive for the induction of chromosomal aberrations in cultured Chinese hamster ovary cells in the presence of metabolic activation and induced hprt gene mutations, chromosomal aberrations, and morphological transformation in Syrian hamster embryo cells. Phenolphthalein was also positive for the induction of micronucleated erythrocytes in mice following multiple, but not single, treatments administered by gavage or dosed feed.

Phenolphthalein also induced micronuclei in female heterozygous p53-deficient transgenic mice exposed via dosed feed for 26 weeks.

Phenolphthalein was negative for Na/K ATPase gene mutations and aneuploidy in Syrian hamster embryo cells.

## Section 12 - ECOLOGICAL INFORMATION

Refer to data for ingredients, which follows:

O-CRESOLPHTHALEIN:

- DO NOT discharge into sewer or waterways.

### Ecotoxicity

Ingredient  
o-cresolphthalein

Persistence: Water/Soil Persistence: Air  
HIGH

Bioaccumulation  
LOW

Mobility  
LOW

## Section 13 - DISPOSAL CONSIDERATIONS

### Disposal Instructions

All waste must be handled in accordance with local, state and federal regulations.

! Puncture containers to prevent re-use and bury at an authorized landfill.

Legislation addressing waste disposal requirements may differ by country, state and/ or territory. Each user must refer to laws operating in their area. In some areas, certain wastes must be tracked.

A Hierarchy of Controls seems to be common - the user should investigate:

- Reduction
- Reuse
- Recycling
- Disposal (if all else fails)

This material may be recycled if unused, or if it has not been contaminated so as to make it unsuitable for its intended use. Shelf life considerations should also be applied in making decisions of this type. Note that properties of a material may change in use, and recycling or reuse may not always be appropriate.

DO NOT allow wash water from cleaning equipment to enter drains. Collect all wash water for treatment before disposal.

- Recycle wherever possible.
- Consult manufacturer for recycling options or consult Waste Management Authority for disposal if no suitable treatment or disposal facility can be identified.
- Dispose of by: Burial in a licensed land-fill or Incineration in a licensed apparatus (after admixture with suitable combustible material)
- Decontaminate empty containers. Observe all label safeguards until containers are cleaned and destroyed.

## Section 14 - TRANSPORTATION INFORMATION

NOT REGULATED FOR TRANSPORT OF DANGEROUS GOODS: DOT, IATA, IMDG

## Section 15 - REGULATORY INFORMATION

**o-cresolphthalein (CAS: 596-27-0) is found on the following regulatory lists;**

"Canada Domestic Substances List (DSL)", "Canada Toxicological Index Service - Workplace Hazardous Materials Information System - WHMIS (English)", "US Toxic Substances Control Act (TSCA) - Inventory"

## Section 16 - OTHER INFORMATION

### LIMITED EVIDENCE

- Ingestion may produce health damage\*.
- Cumulative effects may result following exposure\*.
- Possible skin sensitizer\*.
- May possibly affect fertility\*.
- Exposure may produce irreversible effects\*.

\* (limited evidence).

*Reasonable care has been taken in the preparation of this information, but the author makes no warranty of merchantability or any other warranty, expressed or implied, with respect to this information. The author makes no representations and assumes no liability for any direct, incidental or consequential damages resulting from its use. For additional technical information please call our toxicology department on +800 CHEMCALL.*

■ Classification of the mixture and its individual components has drawn on official and authoritative sources as well as independent review by the Chemwatch Classification committee using available literature references.

A list of reference resources used to assist the committee may be found at:  
[www.chemwatch.net/references](http://www.chemwatch.net/references).

■ The (M)SDS is a Hazard Communication tool and should be used to assist in the Risk Assessment. Many factors determine whether the reported Hazards are Risks in the workplace or other settings. Risks may be determined by reference to Exposures Scenarios. Scale of use, frequency of use and current or available engineering controls must be considered.

*This document is copyright. Apart from any fair dealing for the purposes of private study, research, review or criticism, as permitted under the Copyright Act, no part may be reproduced by any process without written permission from CHEMWATCH. TEL (+61 3) 9572 4700.*

Issue Date: Dec-14-2009

Print Date: Apr-21-2010