

1,3,5-Trimethoxybenzene

sc-223003

Material Safety Data Sheet



The Power to Question

Hazard Alert Code
Key:

EXTREME

HIGH

MODERATE

LOW

Section 1 - CHEMICAL PRODUCT AND COMPANY IDENTIFICATION

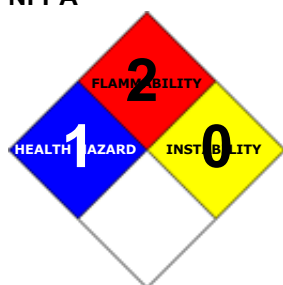
PRODUCT NAME

1,3,5-Trimethoxybenzene

STATEMENT OF HAZARDOUS NATURE

CONSIDERED A HAZARDOUS SUBSTANCE ACCORDING TO OSHA 29 CFR 1910.1200.

NFPA



SUPPLIER

Company: Santa Cruz Biotechnology, Inc.

Address:

2145 Delaware Ave

Santa Cruz, CA 95060

Telephone: 800.457.3801 or 831.457.3800

Emergency Tel: CHEMWATCH: From within the US and

Canada: 877-715-9305

Emergency Tel: From outside the US and Canada: +800 2436

2255 (1-800-CHEMCALL) or call +613 9573 3112

PRODUCT USE

■ Intermediate.

SYNONYMS

C9-H12-O3, C6H3(OCH3)3, "benzene, 1, 3, 5-trimethoxy-", "benzene, 1, 3, 5-trimethoxy-", "phloroglucinol trimethyl ether"

Section 2 - HAZARDS IDENTIFICATION

CANADIAN WHMIS SYMBOLS



EMERGENCY OVERVIEW

RISK

Harmful if swallowed.

Flammable.

POTENTIAL HEALTH EFFECTS

ACUTE HEALTH EFFECTS

SWALLOWED

■ Accidental ingestion of the material may be harmful; animal experiments indicate that ingestion of less than 150 gram may be fatal or may produce serious damage to the health of the individual.

EYE

■ Although the material is not thought to be an irritant, direct contact with the eye may cause transient discomfort

characterized by tearing or conjunctival redness (as with windburn). Slight abrasive damage may also result. The material may produce foreign body irritation in certain individuals.

SKIN

■ Skin contact is not thought to produce harmful health effects (as classified using animal models). Systemic harm, however, has been identified following exposure of animals by at least one other route and the material may still produce health damage following entry through wounds, lesions or abrasions. Good hygiene practice requires that exposure be kept to a minimum and that suitable gloves be used in an occupational setting.

■ Open cuts, abraded or irritated skin should not be exposed to this material.

■ Entry into the blood-stream, through, for example, cuts, abrasions or lesions, may produce systemic injury with harmful effects. Examine the skin prior to the use of the material and ensure that any external damage is suitably protected.

INHALED

■ The material is not thought to produce either adverse health effects or irritation of the respiratory tract following inhalation (as classified using animal models). Nevertheless, adverse effects have been produced following exposure of animals by at least one other route and good hygiene practice requires that exposure be kept to a minimum and that suitable control measures be used in an occupational setting.

■ Persons with impaired respiratory function, airway diseases and conditions such as emphysema or chronic bronchitis, may incur further disability if excessive concentrations of particulate are inhaled.

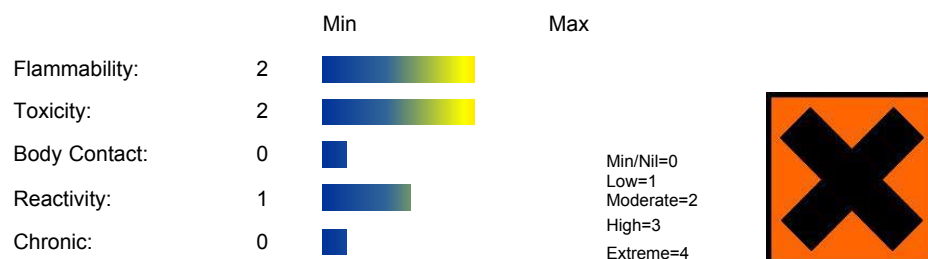
CHRONIC HEALTH EFFECTS

■ Long-term exposure to the product is not thought to produce chronic effects adverse to the health (as classified using animal models); nevertheless exposure by all routes should be minimized as a matter of course.

Long term exposure to high dust concentrations may cause changes in lung function i.e. pneumoconiosis; caused by particles less than 0.5 micron penetrating and remaining in the lung. Prime symptom is breathlessness; lung shadows show on X-ray.

Section 3 - COMPOSITION / INFORMATION ON INGREDIENTS

HAZARD RATINGS



| NAME | CAS RN | % |
|-------------------------|----------|-----|
| 1,3,5-trimethoxybenzene | 621-23-8 | >98 |

Section 4 - FIRST AID MEASURES

SWALLOWED

■

- IF SWALLOWED, REFER FOR MEDICAL ATTENTION, WHERE POSSIBLE, WITHOUT DELAY.
- Where Medical attention is not immediately available or where the patient is more than 15 minutes from a hospital or unless instructed otherwise:
- For advice, contact a Poisons Information Center or a doctor.
- Urgent hospital treatment is likely to be needed.
- If conscious, give water to drink.
- INDUCE vomiting with fingers down the back of the throat, ONLY IF CONSCIOUS. Lean patient forward or place on left side (head-down position, if possible) to maintain open airway and prevent aspiration.

NOTE: Wear a protective glove when inducing vomiting by mechanical means.

- In the mean time, qualified first-aid personnel should treat the patient following observation and employing supportive measures as indicated by the patient's condition.
- If the services of a medical officer or medical doctor are readily available, the patient should be placed in his/her care and a copy of the MSDS should be provided. Further action will be the responsibility of the medical specialist.
- If medical attention is not available on the worksite or surroundings send the patient to a hospital together with a copy of the MSDS.

EYE

■ If this product comes in contact with the eyes:

- Wash out immediately with fresh running water.
- Ensure complete irrigation of the eye by keeping eyelids apart and away from eye and moving the eyelids by occasionally lifting the upper and lower lids.
- If pain persists or recurs seek medical attention.
- Removal of contact lenses after an eye injury should only be undertaken by skilled personnel.

SKIN

■ If skin or hair contact occurs:

- Flush skin and hair with running water (and soap if available).
- Seek medical attention in event of irritation.

INHALED

■

- If dust is inhaled, remove from contaminated area.
- Encourage patient to blow nose to ensure clear passage of breathing.
- If irritation or discomfort persists seek medical attention.

NOTES TO PHYSICIAN

- for poisons (where specific treatment regime is absent):

BASIC TREATMENT

- Establish a patent airway with suction where necessary.
- Watch for signs of respiratory insufficiency and assist ventilation as necessary.
- Administer oxygen by non-rebreather mask at 10 to 15 l/min.
- Monitor and treat, where necessary, for pulmonary edema.
- Monitor and treat, where necessary, for shock.
- Anticipate seizures.
- DO NOT use emetics. Where ingestion is suspected rinse mouth and give up to 200 ml water (5 ml/kg recommended) for dilution where patient is able to swallow, has a strong gag reflex and does not drool.

ADVANCED TREATMENT

- Consider orotracheal or nasotracheal intubation for airway control in unconscious patient or where respiratory arrest has occurred.
- Positive-pressure ventilation using a bag-valve mask might be of use.
- Monitor and treat, where necessary, for arrhythmias.
- Start an IV D5W TKO. If signs of hypovolemia are present use lactated Ringers solution. Fluid overload might create complications.
- Drug therapy should be considered for pulmonary edema.
- Hypotension with signs of hypovolemia requires the cautious administration of fluids. Fluid overload might create complications.
- Treat seizures with diazepam.
- Proparacaine hydrochloride should be used to assist eye irrigation.

BRONSTEIN, A.C. and CURRANCE, P.L.

EMERGENCY CARE FOR HAZARDOUS MATERIALS EXPOSURE: 2nd Ed. 1994.

Treat symptomatically.

Section 5 - FIRE FIGHTING MEASURES

| | |
|-----------------------------|----------------|
| Vapour Pressure (mmHG): | Not available. |
| Upper Explosive Limit (%): | Not available. |
| Specific Gravity (water=1): | Not available |
| Lower Explosive Limit (%): | Not available. |

EXTINGUISHING MEDIA

- For SMALL FIRES:

Dry chemical, CO₂, water spray or foam.

For LARGE FIRES:

Water-spray, fog or foam.

FIRE FIGHTING

-
- Alert Emergency Responders and tell them location and nature of hazard.
- Wear breathing apparatus plus protective gloves.
- Prevent, by any means available, spillage from entering drains or water course.
- Fight fire from a safe distance, with adequate cover.
- If safe, switch off electrical equipment until vapor fire hazard removed.
- Use water delivered as a fine spray to control fire and cool adjacent area.
- Avoid spraying water onto liquid pools.
- DO NOT approach containers suspected to be hot.
- Cool fire exposed containers with water spray from a protected location.
- If safe to do so, remove containers from path of fire.

GENERAL FIRE HAZARDS/HAZARDOUS COMBUSTIBLE PRODUCTS

-
- Flammable solid which burns and propagates flame easily, even when partly wetted with water.
- Any source of ignition, i.e. friction, heat, sparks or flame, may cause fire or explosion.
- May burn fiercely
- May form explosive mixtures with air.
- May REIGNITE after fire is extinguished.
- Containers may explode on heating.
- Solids may melt and flow when heated or involved in a fire.
- Runoff may pollute waterways.
- Avoid generating dust, particularly clouds of dust in a confined or unventilated space as dusts may form an explosive mixture with air.
- Dry dust can be charged electrostatically by turbulence, pneumatic transport, pouring, in exhaust ducts and during transport, thereby providing a source of ignition.
- Decomposition products may be irritating, poisonous or corrosive.

Combustion products include: carbon monoxide (CO), carbon dioxide (CO₂), other pyrolysis products typical of burning organic material.

FIRE INCOMPATIBILITY

- Avoid contamination with oxidizing agents i.e. nitrates, oxidizing acids, chlorine bleaches, pool chlorine etc. as ignition may result.

PERSONAL PROTECTION

Glasses:

Chemical goggles.
Gloves:
Respirator:
Particulate dust filter.

Section 6 - ACCIDENTAL RELEASE MEASURES

MINOR SPILLS



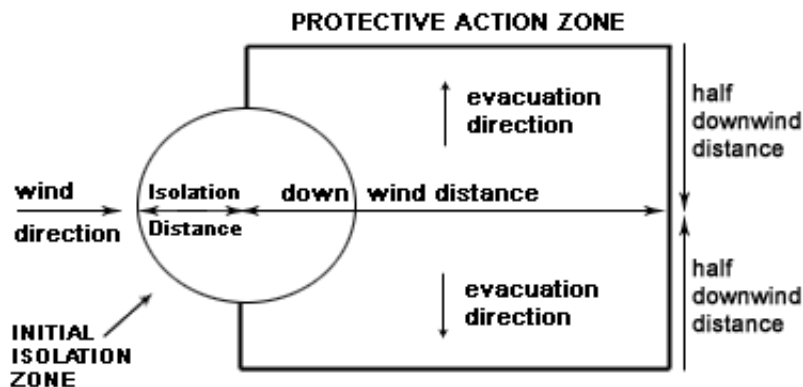
- Remove all ignition sources.
- DO NOT touch or walk through spilled material.
- Clean up all spills immediately.
- Avoid contact with skin and eyes.
- Prevent dust cloud.
- With clean shovel (preferably non-sparking) place material into clean, dry container and cover loosely.
- Move containers from spill area.
- Control personal contact by using protective equipment.

MAJOR SPILLS



- Clear area of personnel and move upwind.
- Alert Emergency Responders and tell them location and nature of hazard.
- DO NOT touch or walk through spilled material.
- Control personal contact by using protective equipment.
- Prevent, by any means available, spillage from entering drains or water course.
- No smoking, naked lights or ignition sources.
- Increase ventilation.
- Stop leak if safe to do so.
- Contain or cover with sand, earth or vermiculite.
- Use only spark-free shovels and explosion proof equipment.
- Collect recoverable product into labeled containers for recycling.
- Collect solid residues and seal in labeled drums for disposal.
- Wash area with water and dike for later disposal; prevent runoff into drains.
- After clean up operations, decontaminate and launder all protective clothing and equipment before storing and re-using.
- If contamination of drains or waterways occurs, advise emergency services.

PROTECTIVE ACTIONS FOR SPILL



| From IERG (Canada/Australia) | |
|------------------------------|------------|
| Isolation Distance | 25 meters |
| Downwind Protection Distance | 250 meters |

FOOTNOTES

1 PROTECTIVE ACTION ZONE is defined as the area in which people are at risk of harmful exposure. This zone assumes that random changes in wind direction confines the vapour plume to an area within 30 degrees on either side of the predominant wind direction, resulting in a crosswind protective action distance equal to the downwind protective action distance.

2 PROTECTIVE ACTIONS should be initiated to the extent possible, beginning with those closest to the spill and working away from the site in the downwind direction. Within the protective action zone a level of vapour concentration may exist resulting in nearly all unprotected persons becoming incapacitated and unable to take protective action and/or incurring serious or irreversible health effects.

3 INITIAL ISOLATION ZONE is determined as an area, including upwind of the incident, within which a high probability of localised wind reversal may expose nearly all persons without appropriate protection to life-threatening concentrations of the material.

4 SMALL SPILLS involve a leaking package of 200 litres (55 US gallons) or less, such as a drum (jerrican or box with inner containers). Larger packages leaking less than 200 litres and compressed gas leaking from a small cylinder are also considered "small spills". LARGE SPILLS involve many small leaking packages or a leaking package of greater than 200 litres, such as a cargo tank, portable tank or a "one-tonne" compressed gas cylinder.

5 Guide 133 is taken from the US DOT emergency response guide book.

6 IERG information is derived from CANUTEC - Transport Canada.

ACUTE EXPOSURE GUIDELINE LEVELS (AEGL) (in ppm)

AEGL 1: The airborne concentration of a substance above which it is predicted that the general population, including susceptible individuals, could experience notable discomfort, irritation, or certain asymptomatic nonsensory effects. However, the effects are not disabling and are transient and reversible upon cessation of exposure.

AEGL 2: The airborne concentration of a substance above which it is predicted that the general population, including susceptible individuals, could experience irreversible or other serious, long-lasting adverse health effects or an impaired ability to escape.

AEGL 3: The airborne concentration of a substance above which it is predicted that the general population, including susceptible individuals, could

experience life-threatening health effects or death.

Section 7 - HANDLING AND STORAGE

PROCEDURE FOR HANDLING



- Avoid all personal contact, including inhalation.
- Wear protective clothing when risk of overexposure occurs.
- Use in a well-ventilated area.
- Prevent concentration in hollows and sumps.
- DO NOT enter confined spaces until atmosphere has been checked.
- DO NOT allow material to contact humans, exposed food or food utensils.
- Avoid smoking, naked lights or ignition sources.
- When handling, DO NOT eat, drink or smoke.
- Avoid contact with incompatible materials.
- Keep containers securely sealed when not in used.
- Avoid physical damage to containers.
- Always wash hands with soap and water after handling.
- Working clothes should be laundered separately. Launder contaminated clothing before re-use.
- Use good occupational work practice.
- Observe manufacturer's storing/handling recommendations.
- Atmosphere should be regularly checked against established exposure standards to ensure safe working conditions are maintained.

Empty containers may contain residual dust which has the potential to accumulate following settling. Such dusts may explode in the presence of an appropriate ignition source.

- Do NOT cut, drill, grind or weld such containers
- In addition ensure such activity is not performed near full, partially empty or empty containers without appropriate workplace safety authorisation or permit.

RECOMMENDED STORAGE METHODS

- For low viscosity materials and solids: Drums and jerricans must be of the non-removable head type. Where a can is to be used as an inner package, the can must have a screwed enclosure. For materials with a viscosity of at least 2680 cSt. (23 deg. C):

- Removable head packaging and
- cans with friction closures may be used.

Where combination packages are used, there must be sufficient inert absorbent material to absorb completely any leakage that may occur, unless the outer packaging is a close fitting molded plastic box and the substances are not incompatible with the plastic. All combination packages for Packing group I and II must contain cushioning material.

STORAGE REQUIREMENTS

■ FOR MINOR QUANTITIES:

- Store in an indoor fireproof cabinet or in a room of noncombustible construction
- Provide adequate portable fire-extinguishers in or near the storage area.

FOR PACKAGE STORAGE:

- Store in original containers in approved flame-proof area.
- No smoking, naked lights, heat or ignition sources.
- DO NOT store in pits, depressions, basements or areas where vapors may be trapped.
- Keep containers securely sealed.
- Store away from incompatible materials in a cool, dry well ventilated area.
- Protect containers against physical damage and check regularly for leaks.
- Protect containers from exposure to weather and from direct sunlight unless: (a) the packages are of metal or plastic construction; (b) the packages are securely closed are not opened for any purpose while in the area where they are stored and (c) adequate precautions are taken to ensure that rain water, which might become contaminated by the dangerous goods, is collected and disposed of safely.
- Ensure proper stock-control measures are maintained to prevent prolonged storage of dangerous goods.
- Observe manufacturer's storing and handling recommendations.

SAFE STORAGE WITH OTHER CLASSIFIED CHEMICALS



X: Must not be stored together

O: May be stored together with specific preventions

+: May be stored together

Section 8 - EXPOSURE CONTROLS / PERSONAL PROTECTION

EXPOSURE CONTROLS

| Source | Material | TWA ppm | TWA mg/m³ | STEL ppm | STEL mg/m³ | Peak ppm | Peak mg/m³ | TWA F/CC | Notes |
|-------------------------|-----------------------------------|------------|--------------|-------------|---------------|-------------|---------------|-------------|-------|
| US - Oregon Permissible | 1,3,5-trimethoxybenzene (Inert or | | 10 | | | | | | * |

| | | | | |
|--|---|--------|----|-------------------------------------|
| Exposure Limits (Z3) | Nuisance Dust: (d) Total dust) | 10 | | |
| US OSHA Permissible Exposure Levels (PELs) - Table Z3 | 1,3,5-trimethoxybenzene (Inert or Nuisance Dust: (d) Respirable fraction) | 5 | | |
| US OSHA Permissible Exposure Levels (PELs) - Table Z3 | 1,3,5-trimethoxybenzene (Inert or Nuisance Dust: (d) Total dust) | 15 | | |
| US - Hawaii Air Contaminant Limits | 1,3,5-trimethoxybenzene (Particulates not other wise regulated - Total dust) | 10 | | |
| US - Hawaii Air Contaminant Limits | 1,3,5-trimethoxybenzene (Particulates not other wise regulated - Respirable fraction) | 5 | | |
| US - Oregon Permissible Exposure Limits (Z3) | 1,3,5-trimethoxybenzene (Inert or Nuisance Dust: (d) Respirable fraction) | 5 | | * |
| Canada - Quebec Permissible Exposure Values for Airborne Contaminants (English) | 1,3,5-trimethoxybenzene (Particulates Not Otherwise Classified (PNOC)) | 10 | | |
| Canada - Prince Edward Island Occupational Exposure Limits | 1,3,5-trimethoxybenzene (Particles (Insoluble or Poorly Soluble) [NOS] Respirable particles) | 3 | | See Appendix B current TLV/BEI Book |
| US ACGIH Threshold Limit Values (TLV) | 1,3,5-trimethoxybenzene (Particles (Insoluble or Poorly Soluble) [NOS] Inhalable particles) | 10 | | See Appendix B current TLV/BEI Book |
| Canada - British Columbia Occupational Exposure Limits | 1,3,5-trimethoxybenzene (Particles (Insoluble or Poorly Soluble) Not Otherwise Classified (PNOC)) | 10 (N) | | |
| US ACGIH Threshold Limit Values (TLV) | 1,3,5-trimethoxybenzene (Particles (Insoluble or Poorly Soluble) [NOS] Respirable particles) | 3 | | See Appendix B current TLV/BEI Book |
| US - Washington Permissible exposure limits of air contaminants | 1,3,5-trimethoxybenzene (Particulates not otherwise regulated - Respirable fraction) | 5 | 10 | |
| US - Washington Permissible exposure limits of air contaminants | 1,3,5-trimethoxybenzene (Particulates not otherwise regulated - Total particulate) | 10 | 20 | |
| Canada - Nova Scotia Occupational Exposure Limits | 1,3,5-trimethoxybenzene (Particles (Insoluble or Poorly Soluble) [NOS] Inhalable particles) | 10 | | See Appendix B current TLV/BEI Book |
| Canada - Prince Edward Island Occupational Exposure Limits | 1,3,5-trimethoxybenzene (Particles (Insoluble or Poorly Soluble) [NOS] Inhalable particles) | 10 | | See Appendix B current TLV/BEI Book |
| Canada - Nova Scotia Occupational Exposure Limits | 1,3,5-trimethoxybenzene (Particles (Insoluble or Poorly Soluble) [NOS] Respirable particles) | 3 | | See Appendix B current TLV/BEI Book |
| US - Tennessee Occupational Exposure Limits - Limits For Air Contaminants | 1,3,5-trimethoxybenzene (Particulates not otherwise regulated Respirable fraction) | 5 | | |
| US - Wyoming Toxic and Hazardous Substances Table Z1 Limits for Air Contaminants | 1,3,5-trimethoxybenzene (Particulates not otherwise regulated (PNOR)(f)- Respirable fraction) | 5 | | |
| US - Michigan Exposure Limits for Air Contaminants | 1,3,5-trimethoxybenzene (Particulates not otherwise regulated, Respirable dust) | 5 | | |

MATERIAL DATA

1,3,5-TRIMETHOXYBENZENE:

■ These "dusts" have little adverse effect on the lungs and do not produce toxic effects or organic disease. Although there is no dust which does not evoke some cellular response at sufficiently high concentrations, the cellular response caused by P.N.O.C.s has the following characteristics:

- the architecture of the air spaces remain intact,
- scar tissue (collagen) is not synthesised to any degree,
- tissue reaction is potentially reversible.

Extensive concentrations of P.N.O.C.s may:

- seriously reduce visibility,
- cause unpleasant deposits in the eyes, ears and nasal passages,
- contribute to skin or mucous membrane injury by chemical or mechanical action, per se, or by the rigorous skin cleansing procedures necessary for their removal. [ACGIH]

This limit does not apply:

- to brief exposures to higher concentrations
- nor does it apply to those substances that may cause physiological impairment at lower concentrations but for which a TLV has as yet to be determined.

This exposure standard applies to particles which

- are insoluble or poorly soluble* in water or, preferably, in aqueous lung fluid (if data is available) and
- have a low toxicity (i.e.. are not cytotoxic, genotoxic, or otherwise chemically reactive with lung tissue, and do not emit ionizing radiation, cause immune sensitization, or cause toxic effects other than by inflammation or by a mechanism of lung overload)

PERSONAL PROTECTION



Consult your EHS staff for recommendations

EYE

-
- Safety glasses with side shields
- Chemical goggles.
- Contact lenses pose a special hazard; soft lenses may absorb irritants and all lenses concentrate them.

HANDS/FEET

- Suitability and durability of glove type is dependent on usage. Important factors in the selection of gloves include: such as:
 - frequency and duration of contact,
 - chemical resistance of glove material,
 - glove thickness and
 - dexterity

Select gloves tested to a relevant standard (e.g. Europe EN 374, US F739).

- When prolonged or frequently repeated contact may occur, a glove with a protection class of 5 or higher (breakthrough time greater than 240 minutes according to EN 374) is recommended.
- When only brief contact is expected, a glove with a protection class of 3 or higher (breakthrough time greater than 60 minutes according to EN 374) is recommended.
- Contaminated gloves should be replaced.

Gloves must only be worn on clean hands. After using gloves, hands should be washed and dried thoroughly. Application of a non-perfumed moisturiser is recommended.

Wear physical protective gloves, eg. leather.

Wear safety footwear.

OTHER

-
- Overalls.
- Eyewash unit.
- Barrier cream.
- Skin cleansing cream.
- Some plastic personal protective equipment (PPE) (e.g. gloves, aprons, overshoes) are not recommended as they may produce static electricity.
- For large scale or continuous use wear tight-weave non-static clothing (no metallic fasteners, cuffs or pockets), non sparking safety footwear.
-
- Respirators may be necessary when engineering and administrative controls do not adequately prevent exposures.
- The decision to use respiratory protection should be based on professional judgment that takes into account toxicity information, exposure measurement data, and frequency and likelihood of the worker's exposure - ensure users are not subject to high thermal loads which may result in heat stress or distress due to personal protective equipment (powered, positive flow, full face apparatus may be an option).
- Published occupational exposure limits, where they exist, will assist in determining the adequacy of the selected respiratory . These may be government mandated or vendor recommended.
- Certified respirators will be useful for protecting workers from inhalation of particulates when properly selected and fit tested as part of a complete respiratory protection program.
- Use approved positive flow mask if significant quantities of dust becomes airborne.
- Try to avoid creating dust conditions.

The local concentration of material, quantity and conditions of use determine the type of personal protective equipment required.

Use appropriate NIOSH-certified respirator based on informed professional judgement. In conditions where no reasonable estimate of exposure can be made, assume the exposure is in a concentration IDLH and use NIOSH-certified full face pressure demand SCBA with a minimum service life of 30 minutes, or a combination full facepiece pressure demand SAR with auxiliary self-contained air supply. Respirators provided only for escape from IDLH atmospheres shall be NIOSH-certified for escape from the atmosphere in which they will be used.

ENGINEERING CONTROLS

■ For large scale or continuous use:

- Spark-free, earthed ventilation system, venting directly to the outside and separate from usual ventilation systems
- Provide dust collectors with explosion vents
- Local exhaust ventilation is required where solids are handled as powders or crystals; even when particulates are relatively large, a certain proportion will be powdered by mutual friction.
- Exhaust ventilation should be designed to prevent accumulation and recirculation of particulates in the workplace.
- If in spite of local exhaust an adverse concentration of the substance in air could occur, respiratory protection should be considered. Such protection might consist of:

(a): particle dust respirators, if necessary, combined with an absorption cartridge;

(b): filter respirators with absorption cartridge or canister of the right type;

(c): fresh-air hoods or masks

- Build-up of electrostatic charge on the dust particle, may be prevented by bonding and grounding.
- Powder handling equipment such as dust collectors, dryers and mills may require additional protection measures such as explosion venting.

Air contaminants generated in the workplace possess varying "escape" velocities which, in turn, determine the "capture velocities" of fresh circulating air required to efficiently remove the contaminant.

| Type of Contaminant: | Air Speed: |
|--|------------------------------|
| direct spray, spray painting in shallow booths, drum filling, conveyer loading, crusher dusts, gas discharge (active generation into zone of rapid air motion) | 1-2.5 m/s (200-500 f/min.) |
| grinding, abrasive blasting, tumbling, high speed wheel generated dusts (released at high initial velocity into zone of very high rapid air motion). | 2.5-10 m/s (500-2000 f/min.) |

Within each range the appropriate value depends on:

| Lower end of the range | Upper end of the range |
|---|----------------------------------|
| 1: Room air currents minimal or favorable to capture | 1: Disturbing room air currents |
| 2: Contaminants of low toxicity or of nuisance value only | 2: Contaminants of high toxicity |
| 3: Intermittent, low production. | 3: High production, heavy use |
| 4: Large hood or large air mass in motion | 4: Small hood-local control only |

Simple theory shows that air velocity falls rapidly with distance away from the opening of a simple extraction pipe. Velocity generally decreases with the square of distance from the extraction point (in simple cases). Therefore the air speed at the extraction point should be adjusted, accordingly, after reference to distance from the contaminating source. The air velocity at the extraction fan, for example, should be a minimum of 4-10 m/s (800-2000 f/min) for extraction of crusher dusts generated 2 meters distant from the extraction point. Other mechanical considerations, producing performance deficits within the extraction apparatus, make it essential that theoretical air velocities are multiplied by factors of 10 or more when extraction systems are installed or used.

Section 9 - PHYSICAL AND CHEMICAL PROPERTIES

PHYSICAL PROPERTIES

Does not mix with water.

| | | | |
|---------------------------|----------------|--------------------------------|----------------|
| State | DIVIDED SOLID | Molecular Weight | 168.19 |
| Melting Range (°F) | 123.8- 127.4 | Viscosity | Not Applicable |
| Boiling Range (°F) | 491 | Solubility in water (g/L) | Immiscible |
| Flash Point (°F) | 185 | pH (1% solution) | Not applicable |
| Decomposition Temp (°F) | Not Available | pH (as supplied) | Not applicable |
| Autoignition Temp (°F) | Not available. | Vapour Pressure (mmHG) | Not available. |
| Upper Explosive Limit (%) | Not available. | Specific Gravity (water=1) | Not available |
| Lower Explosive Limit (%) | Not available. | Relative Vapor Density (air=1) | >1 |
| Volatile Component (%vol) | Not available. | Evaporation Rate | Not available |

APPEARANCE

White crystalline solid; does not mix with water.

Section 10 - CHEMICAL STABILITY

CONDITIONS CONTRIBUTING TO INSTABILITY

-
- Presence of incompatible materials.
- Product is considered stable.
- Hazardous polymerization will not occur.

STORAGE INCOMPATIBILITY

- Avoid reaction with oxidizing agents.

For incompatible materials - refer to Section 7 - Handling and Storage.

Section 11 - TOXICOLOGICAL INFORMATION

1,3,5-trimethoxybenzene

TOXICITY AND IRRITATION

■ unless otherwise specified data extracted from RTECS - Register of Toxic Effects of Chemical Substances.

| TOXICITY | IRRITATION |
|---|--------------|
| Oral (mouse) LD50: 1480 mg/kg | Nil Reported |
| Intraperitoneal (mouse) LD50: 580 mg/kg | |
| Subcutaneous (mouse) LD50: 2800 mg/kg | |

Section 12 - ECOLOGICAL INFORMATION

Refer to data for ingredients, which follows:

1,3,5-TRIMETHOXYBENZENE:

■ DO NOT discharge into sewer or waterways.

Ecotoxicity

| Ingredient | Persistence: Water/Soil | Persistence: Air | Bioaccumulation | Mobility |
|-------------------------|----------------------------|------------------|-----------------|----------|
| 1,3,5-trimethoxybenzene | HIGH | | LOW | MED |

Section 13 - DISPOSAL CONSIDERATIONS

US EPA Waste Number & Descriptions

A. General Product Information

Ignitability characteristic: use EPA hazardous waste number D001 (waste code I)

Disposal Instructions

All waste must be handled in accordance with local, state and federal regulations.

! Puncture containers to prevent re-use and bury at an authorized landfill.

Legislation addressing waste disposal requirements may differ by country, state and/ or territory. Each user must refer to laws operating in their area. In some areas, certain wastes must be tracked.

A Hierarchy of Controls seems to be common - the user should investigate:

- Reduction
- Reuse
- Recycling
- Disposal (if all else fails)

This material may be recycled if unused, or if it has not been contaminated so as to make it unsuitable for its intended use. Shelf life considerations should also be applied in making decisions of this type. Note that properties of a material may change in use, and recycling or reuse may not always be appropriate.

DO NOT allow wash water from cleaning equipment to enter drains. Collect all wash water for treatment before disposal.

- Recycle wherever possible.
- Consult manufacturer for recycling options or consult Waste Management Authority for disposal if no suitable treatment or disposal facility can be identified.
- Dispose of by: Burial in a licensed land-fill or Incineration in a licensed apparatus (after admixture with suitable combustible material)
- Decontaminate empty containers. Observe all label safeguards until containers are cleaned and destroyed.

Section 14 - TRANSPORTATION INFORMATION



DOT:

| | | | |
|---|--------|---|------------------------|
| Symbols: | None | Hazard class or Division: | 4.1 |
| Identification Numbers: | UN1325 | PG: | III |
| Label Codes: | 4.1 | Special provisions: | A1, IB8, IP3, T1, TP33 |
| Packaging: Exceptions: | 151 | Packaging: Non-bulk: | 213 |
| Packaging: Exceptions: | 151 | Quantity limitations: Passenger aircraft/rail: | 25 kg |
| Quantity Limitations: Cargo aircraft only: | 100 kg | Vessel stowage: Location: | B |
| Vessel stowage: Other: | None | | |

Hazardous materials descriptions and proper shipping names:

Flammable solids, organic, n.o.s.

Air Transport IATA:

| | | | |
|------------------|------|--------------------|------|
| ICAO/IATA Class: | 4.1 | ICAO/IATA Subrisk: | None |
| UN/ID Number: | 1325 | Packing Group: | III |

Special provisions: A3

Shipping Name: FLAMMABLE SOLID, ORGANIC, N.O.S. *(CONTAINS 1,3,5-TRIMETHOXYBENZENE)

Maritime Transport IMDG:

| | | | |
|---------------------|---------|---------------------|-----------------|
| IMDG Class: | 4.1 | IMDG Subrisk: | None |
| UN Number: | 1325 | Packing Group: | III |
| EMS Number: | F-A,S-G | Special provisions: | 223 274 915 944 |
| Limited Quantities: | 5 kg | | |

Shipping Name: FLAMMABLE SOLID, ORGANIC, N.O.S.(contains 1,3,5-trimethoxybenzene)

Section 15 - REGULATORY INFORMATION

1,3,5-trimethoxybenzene (CAS: 621-23-8) is found on the following regulatory lists;

"Canada Domestic Substances List (DSL)", "US Toxic Substances Control Act (TSCA) - Inventory"

Section 16 - OTHER INFORMATION

Reasonable care has been taken in the preparation of this information, but the author makes no warranty of merchantability or any other warranty, expressed or implied, with respect to this information. The author makes no representations and assumes no liability for any direct, incidental or consequential damages resulting from its use. For additional technical information please call our toxicology department on +800 CHEMCALL.

■ Classification of the mixture and its individual components has drawn on official and authoritative sources as well as independent review by the Chemwatch Classification committee using available literature references.

A list of reference resources used to assist the committee may be found at:
www.chemwatch.net/references.

■ The (M)SDS is a Hazard Communication tool and should be used to assist in the Risk Assessment. Many factors determine whether the reported Hazards are Risks in the workplace or other settings. Risks may be determined by reference to Exposures Scenarios. Scale of use, frequency of use and current or available engineering controls must be considered.

This document is copyright. Apart from any fair dealing for the purposes of private study, research, review or criticism, as permitted under the Copyright Act, no part may be reproduced by any process without written permission from CHEMWATCH. TEL (+61 3) 9572 4700.

Issue Date: Apr-7-2009

Print Date: Apr-21-2010