

Bicinchoninic acid disodium salt

sc-278767

Material Safety Data Sheet



The Power is Question

Hazard Alert Code Key:

EXTREME

HIGH

MODERATE

LOW

Section 1 - CHEMICAL PRODUCT AND COMPANY IDENTIFICATION

PRODUCT NAME

Bicinchoninic acid disodium salt

STATEMENT OF HAZARDOUS NATURE

CONSIDERED A HAZARDOUS SUBSTANCE ACCORDING TO OSHA 29 CFR 1910.1200.

NFPA



SUPPLIER

Company: Santa Cruz Biotechnology, Inc.

Address:

2145 Delaware Ave

Santa Cruz, CA 95060

Telephone: 800.457.3801 or 831.457.3800

Emergency Tel: CHEMWATCH: From within the US and Canada:

877-715-9305

Emergency Tel: From outside the US and Canada: +800 2436 2255

(1-800-CHEMCALL) or call +613 9573 3112

PRODUCT USE

Photometric reagent for protein assay. Forms an intense purple complex with the cuprous ion and hence the basis of analytical monitoring of cuprous ion produced in the diuret reaction. Demonstrates great tolerance to interference of non-ionic detergents and simple buffer salts.

SYNONYMS

C₂₀H₁₀N₂O₄Na₂, BCA, dicarboxy-biquinoline, "bicinchoninic acid disodium salt", "2, 2' -bicinchoninic acid disodium salt", "2, 2' -bicinchoninic acid disodium salt", "protein reagent"

Section 2 - HAZARDS IDENTIFICATION

CANADIAN WHMIS SYMBOLS



EMERGENCY OVERVIEW

RISK

May cause SENSITIZATION by inhalation.

Irritating to eyes, respiratory system and skin.

POTENTIAL HEALTH EFFECTS

ACUTE HEALTH EFFECTS

SWALLOWED

• The material has NOT been classified as "harmful by ingestion". This is because of the lack of corroborating animal or human evidence. The material may still be damaging to the health of the individual, following ingestion, especially where pre-existing organ (e.g. liver, kidney) damage is evident. Present definitions of harmful or toxic substances are generally based on doses producing mortality (death) rather than those producing morbidity (disease, ill-health). Gastrointestinal tract discomfort may produce nausea and vomiting. In an occupational setting however, unintentional ingestion is not thought to be cause for concern.

EYE

• This material can cause eye irritation and damage in some persons.

SKIN

• This material can cause inflammation of the skin on contact in some persons.
• The material may accentuate any pre-existing dermatitis condition.
• Skin contact is not thought to have harmful health effects, however the material may still produce health damage following entry through wounds, lesions or abrasions.
• Open cuts, abraded or irritated skin should not be exposed to this material.
• Entry into the blood-stream, through, for example, cuts, abrasions or lesions, may produce systemic injury with harmful effects. Examine the skin prior to the use of the material and ensure that any external damage is suitably protected.

INHALED






• The material can cause respiratory irritation in some persons. The body's response to such irritation can cause further lung damage.
• Inhalation of dusts, generated by the material during the course of normal handling, may be damaging to the health of the individual.
• Persons with impaired respiratory function, airway diseases and conditions such as emphysema or chronic bronchitis, may incur further disability if excessive concentrations of particulate are inhaled.
• Clinical signs of quinoline intoxication include lethargy, respiratory distress and prostration leading to coma.

CHRONIC HEALTH EFFECTS


• Long-term exposure to respiratory irritants may result in disease of the airways involving difficult breathing and related systemic problems. Inhaling this product is more likely to cause a sensitization reaction in some persons compared to the general population. There has been some concern that this material can cause cancer or mutations but there is not enough data to make an assessment. Limited evidence suggests that repeated or long-term occupational exposure may produce cumulative health effects involving organs or biochemical systems.
Long term exposure to high dust concentrations may cause changes in lung function i.e. pneumoconiosis; caused by particles less than 0.5 micron penetrating and remaining in the lung. Prime symptom is breathlessness; lung shadows show on X-ray.
Data from experimental studies indicate that pyridines represent a potential cause of cancer in man. They have also been shown to cross the placental barrier in rats and cause premature delivery, miscarriages and stillbirths. PAs are passed through breast milk. Pyridine has been implicated in the formation of liver cancers.
Quinoline is a metabolite of this material and in mammals has been shown to cause cancers of the liver and blood vessels. Adequate data in humans is not available.

Section 3 - COMPOSITION / INFORMATION ON INGREDIENTS

HAZARD RATINGS

		Min	Max	
Flammability:	1			
Toxicity:	2			
Body Contact:	2			
Reactivity:	1			
Chronic:	2			

Min/Nil=0
Low=1
Moderate=2
High=3
Extreme=4



NAME	CAS RN	%
4,4'-Dicarboxy-2,2'-Biquinoline, Sodium Salt	979-88-4	>98

Section 4 - FIRST AID MEASURES

SWALLOWED

- Immediately give a glass of water.
- First aid is not generally required. If in doubt, contact a Poisons Information Center or a doctor.

EYE

- If this product comes in contact with the eyes:
 - Wash out immediately with fresh running water.
 - Ensure complete irrigation of the eye by keeping eyelids apart and away from eye and moving the eyelids by occasionally lifting the upper and lower lids.

- If pain persists or recurs seek medical attention.
- Removal of contact lenses after an eye injury should only be undertaken by skilled personnel.

SKIN

- If skin contact occurs:
 - Immediately remove all contaminated clothing, including footwear
 - Flush skin and hair with running water (and soap if available).
 - Seek medical attention in event of irritation.

INHALED

.

- If fumes or combustion products are inhaled remove from contaminated area.
- Lay patient down. Keep warm and rested.
- Prostheses such as false teeth, which may block airway, should be removed, where possible, prior to initiating first aid procedures.
- Apply artificial respiration if not breathing, preferably with a demand valve resuscitator, bag-valve mask device, or pocket mask as trained. Perform CPR if necessary.
- Transport to hospital, or doctor, without delay.

NOTES TO PHYSICIAN

- Treat symptomatically.

Section 5 - FIRE FIGHTING MEASURES

Vapour Pressure (mmHG):	Negligible
Upper Explosive Limit (%):	Not available
Specific Gravity (water=1):	Not available
Lower Explosive Limit (%):	Not available

EXTINGUISHING MEDIA

.

- Water spray or fog.
- Foam.
- Dry chemical powder.
- BCF (where regulations permit).
- Carbon dioxide.

FIRE FIGHTING

.

- Alert Emergency Responders and tell them location and nature of hazard.
- Wear breathing apparatus plus protective gloves.
- Prevent, by any means available, spillage from entering drains or water course.
- Use water delivered as a fine spray to control fire and cool adjacent area.
- DO NOT approach containers suspected to be hot.
- Cool fire exposed containers with water spray from a protected location.
- If safe to do so, remove containers from path of fire.
- Equipment should be thoroughly decontaminated after use.

GENERAL FIRE HAZARDS/HAZARDOUS COMBUSTIBLE PRODUCTS

.

- Combustible solid which burns but propagates flame with difficulty.
- Avoid generating dust, particularly clouds of dust in a confined or unventilated space as dusts may form an explosive mixture with air, and any source of ignition, i.e. flame or spark, will cause fire or explosion. Dust clouds generated by the fine grinding of the solid are a particular hazard; accumulations of fine dust may burn rapidly and fiercely if ignited.
- Dry dust can be charged electrostatically by turbulence, pneumatic transport, pouring, in exhaust ducts and during transport.
- Build-up of electrostatic charge may be prevented by bonding and grounding.
- Powder handling equipment such as dust collectors, dryers and mills may require additional protection measures such as explosion venting.

Combustion products include: carbon monoxide (CO), carbon dioxide (CO₂), nitrogen oxides (NO_x), other pyrolysis products typical of burning organic material.

May emit poisonous fumes.

May emit corrosive fumes.

FIRE INCOMPATIBILITY

- Avoid contamination with oxidizing agents i.e. nitrates, oxidizing acids, chlorine bleaches, pool chlorine etc. as ignition may result.

PERSONAL PROTECTION

Glasses:

Chemical goggles.

Gloves:

Respirator:

Particulate

Section 6 - ACCIDENTAL RELEASE MEASURES

MINOR SPILLS

.

- Remove all ignition sources.
- Clean up all spills immediately.
- Avoid contact with skin and eyes.
- Control personal contact by using protective equipment.
- Use dry clean up procedures and avoid generating dust.
- Place in a suitable, labelled container for waste disposal.

MAJOR SPILLS

• Moderate hazard.

- CAUTION: Advise personnel in area.
- Alert Emergency Responders and tell them location and nature of hazard.
- Control personal contact by wearing protective clothing.
- Prevent, by any means available, spillage from entering drains or water courses.
- Recover product wherever possible.
- IF DRY: Use dry clean up procedures and avoid generating dust. Collect residues and place in sealed plastic bags or other containers for disposal. IF WET: Vacuum/shovel up and place in labelled containers for disposal.
- ALWAYS: Wash area down with large amounts of water and prevent runoff into drains.
- If contamination of drains or waterways occurs, advise emergency services.

ACUTE EXPOSURE GUIDELINE LEVELS (AEGL) (in ppm)

AEGL 1: The airborne concentration of a substance above which it is predicted that the general population, including susceptible individuals, could experience notable discomfort, irritation, or certain asymptomatic nonsensory effects. However, the effects are not disabling and are transient and reversible upon cessation of exposure.

AEGL 2: The airborne concentration of a substance above which it is predicted that the general population, including susceptible individuals, could experience irreversible or other serious, long-lasting adverse health effects or an impaired ability to escape.

AEGL 3: The airborne concentration of a substance above which it is predicted that the general population, including susceptible individuals, could experience life-threatening health effects or death.

Section 7 - HANDLING AND STORAGE

PROCEDURE FOR HANDLING

.

- Avoid all personal contact, including inhalation.
 - Wear protective clothing when risk of exposure occurs.
 - Use in a well-ventilated area.
 - Prevent concentration in hollows and sumps.
 - DO NOT enter confined spaces until atmosphere has been checked.
 - DO NOT allow material to contact humans, exposed food or food utensils.
 - Avoid contact with incompatible materials.
 - When handling, DO NOT eat, drink or smoke.
 - Keep containers securely sealed when not in use.
 - Avoid physical damage to containers.
 - Always wash hands with soap and water after handling.
 - Work clothes should be laundered separately.
 - Launder contaminated clothing before re-use.
 - Use good occupational work practice.
 - Observe manufacturer's storing and handling recommendations.
 - Atmosphere should be regularly checked against established exposure standards to ensure safe working conditions are maintained.
- Empty containers may contain residual dust which has the potential to accumulate following settling. Such dusts may explode in the presence of an appropriate ignition source.
- Do NOT cut, drill, grind or weld such containers.
 - In addition ensure such activity is not performed near full, partially empty or empty containers without appropriate workplace safety authorisation or permit.

RECOMMENDED STORAGE METHODS

- Glass container.
- Polyethylene or polypropylene container.
- Check all containers are clearly labelled and free from leaks.

STORAGE REQUIREMENTS

.

- Store in original containers.
- Keep containers securely sealed.
- Store in a cool, dry, well-ventilated area.
- Store away from incompatible materials and foodstuff containers.
- Protect containers against physical damage and check regularly for leaks.
- Observe manufacturer's storing and handling recommendations.

SAFE STORAGE WITH OTHER CLASSIFIED CHEMICALS



X: Must not be stored together

O: May be stored together with specific preventions

+: May be stored together

Section 8 - EXPOSURE CONTROLS / PERSONAL PROTECTION

EXPOSURE CONTROLS

Source	Material	TWA ppm	TWA mg/m ³	STEL ppm	STEL mg/m ³	Peak ppm	Peak mg/m ³	TWA F/CC	Notes
US - Oregon Permissible Exposure Limits (Z3)	4,4'-dicarboxy-2,2'-biquinoline, disodium salt (Inert or Nuisance Dust: (d) Total dust)		10						*
US OSHA Permissible Exposure Levels (PELs) - Table Z3	4,4'-dicarboxy-2,2'-biquinoline, disodium salt (Inert or Nuisance Dust: (d) Respirable fraction)		5						
US OSHA Permissible Exposure Levels (PELs) - Table Z3	4,4'-dicarboxy-2,2'-biquinoline, disodium salt (Inert or Nuisance Dust: (d) Total dust)		15						
US - Hawaii Air Contaminant Limits	4,4'-dicarboxy-2,2'-biquinoline, disodium salt (Particulates not other wise regulated - Total dust)		10						
US - Hawaii Air Contaminant Limits	4,4'-dicarboxy-2,2'-biquinoline, disodium salt (Particulates not other wise regulated - Respirable fraction)		5						
US - Oregon Permissible Exposure Limits (Z3)	4,4'-dicarboxy-2,2'-biquinoline, disodium salt (Inert or Nuisance Dust: (d) Respirable fraction)		5						*
US - Tennessee Occupational Exposure Limits - Limits For Air Contaminants	4,4'-dicarboxy-2,2'-biquinoline, disodium salt (Particulates not otherwise regulated Respirable fraction)		5						
US - Wyoming Toxic and Hazardous Substances Table Z1 Limits for Air Contaminants	4,4'-dicarboxy-2,2'-biquinoline, disodium salt (Particulates not otherwise regulated (PNOR)(f)- Respirable fraction)		5						
US - Michigan Exposure Limits for Air Contaminants	4,4'-dicarboxy-2,2'-biquinoline, disodium salt (Particulates not otherwise regulated, Respirable dust)		5						

MATERIAL DATA

4,4'-DICARBOXY-2,2'-BIQUINOLINE, DISODIUM SALT:

- It is the goal of the ACGIH (and other Agencies) to recommend TLVs (or their equivalent) for all substances for which there is evidence of health effects at airborne concentrations encountered in the workplace.

At this time no TLV has been established, even though this material may produce adverse health effects (as evidenced in animal experiments or clinical experience). Airborne concentrations must be maintained as low as is practically possible and occupational exposure must be kept to a minimum.

NOTE: The ACGIH occupational exposure standard for Particles Not Otherwise Specified (P.N.O.S) does NOT apply.

Sensory irritants are chemicals that produce temporary and undesirable side-effects on the eyes, nose or throat. Historically occupational exposure standards for these irritants have been based on observation of workers' responses to various airborne concentrations. Present day expectations require that nearly every individual should be protected against even minor sensory irritation and exposure standards are established using uncertainty factors or safety factors of 5 to 10 or more. On occasion animal no-observable-effect-levels (NOEL) are used to

determine these limits where human results are unavailable. An additional approach, typically used by the TLV committee (USA) in determining respiratory standards for this group of chemicals, has been to assign ceiling values (TLV C) to rapidly acting irritants and to assign short-term exposure limits (TLV STELs) when the weight of evidence from irritation, bioaccumulation and other endpoints combine to warrant such a limit. In contrast the MAK Commission (Germany) uses a five-category system based on intensive odour, local irritation, and elimination half-life. However this system is being replaced to be consistent with the European Union (EU) Scientific Committee for Occupational Exposure Limits (SCOEL); this is more closely allied to that of the USA.

OSHA (USA) concluded that exposure to sensory irritants can:

- cause inflammation
- cause increased susceptibility to other irritants and infectious agents
- lead to permanent injury or dysfunction
- permit greater absorption of hazardous substances and
- acclimate the worker to the irritant warning properties of these substances thus increasing the risk of overexposure.

PERSONAL PROTECTION



Consult your EHS staff for recommendations

EYE

.

- Safety glasses with side shields.
- Chemical goggles.
- Contact lenses pose a special hazard; soft lenses may absorb irritants and all lenses concentrate them. DO NOT wear contact lenses.

HANDS/FEET

• Suitability and durability of glove type is dependent on usage. Important factors in the selection of gloves include: such as:

- frequency and duration of contact,
- chemical resistance of glove material,
- glove thickness and
- dexterity

Select gloves tested to a relevant standard (e.g. Europe EN 374, US F739).

- When prolonged or frequently repeated contact may occur, a glove with a protection class of 5 or higher (breakthrough time greater than 240 minutes according to EN 374) is recommended.
- When only brief contact is expected, a glove with a protection class of 3 or higher (breakthrough time greater than 60 minutes according to EN 374) is recommended.
- Contaminated gloves should be replaced.

Gloves must only be worn on clean hands. After using gloves, hands should be washed and dried thoroughly. Application of a non-perfumed moisturiser is recommended.

Experience indicates that the following polymers are suitable as glove materials for protection against undissolved, dry solids, where abrasive particles are not present.

- polychloroprene
- nitrile rubber
- butyl rubber
- fluorocautchouc
- polyvinyl chloride

Gloves should be examined for wear and/ or degradation constantly.

OTHER

.

- Overalls.
- P.V.C. apron.
- Barrier cream.
- Skin cleansing cream.
- Eye wash unit.

.

- Respirators may be necessary when engineering and administrative controls do not adequately prevent exposures.
- The decision to use respiratory protection should be based on professional judgment that takes into account toxicity information, exposure measurement data, and frequency and likelihood of the worker's exposure - ensure users are not subject to high thermal loads which may result in heat stress or distress due to personal protective equipment (powered, positive flow, full face apparatus may be an option).
- Published occupational exposure limits, where they exist, will assist in determining the adequacy of the selected respiratory . These may be government mandated or vendor recommended.
- Certified respirators will be useful for protecting workers from inhalation of particulates when properly selected and fit tested as part of a complete respiratory protection program.
- Use approved positive flow mask if significant quantities of dust becomes airborne.
- Try to avoid creating dust conditions.

RESPIRATOR

Protection Factor	Half-Face Respirator	Full-Face Respirator	Powered Air Respirator
10 x PEL	P1	-	PAPR-P1
	Air-line*	-	-
50 x PEL	Air-line**	P2	PAPR-P2
100 x PEL	-	P3	-
		Air-line*	-
100+ x PEL	-	Air-line**	PAPR-P3

* - Negative pressure demand ** - Continuous flow

Explanation of Respirator Codes:

Class 1 low to medium absorption capacity filters.

Class 2 medium absorption capacity filters.

Class 3 high absorption capacity filters.

PAPR Powered Air Purifying Respirator (positive pressure) cartridge.

Type A for use against certain organic gases and vapors.

Type AX for use against low boiling point organic compounds (less than 65°C).

Type B for use against certain inorganic gases and other acid gases and vapors.

Type E for use against sulfur dioxide and other acid gases and vapors.

Type K for use against ammonia and organic ammonia derivatives

Class P1 intended for use against mechanically generated particulates of sizes most commonly encountered in industry, e.g. asbestos, silica.

Class P2 intended for use against both mechanically and thermally generated particulates, e.g. metal fume.

Class P3 intended for use against all particulates containing highly toxic materials, e.g. beryllium.

The local concentration of material, quantity and conditions of use determine the type of personal protective equipment required.

Use appropriate NIOSH-certified respirator based on informed professional judgement. In conditions where no reasonable estimate of exposure can be made, assume the exposure is in a concentration IDLH and use NIOSH-certified full face pressure demand SCBA with a minimum service life of 30 minutes, or a combination full facepiece pressure demand SAR with auxiliary self-contained air supply. Respirators provided only for escape from IDLH atmospheres shall be NIOSH-certified for escape from the atmosphere in which they will be used.

ENGINEERING CONTROLS

- Local exhaust ventilation is required where solids are handled as powders or crystals; even when particulates are relatively large, a certain proportion will be powdered by mutual friction.
- Exhaust ventilation should be designed to prevent accumulation and recirculation of particulates in the workplace.
- If in spite of local exhaust an adverse concentration of the substance in air could occur, respiratory protection should be considered. Such protection might consist of:
 - particle dust respirators, if necessary, combined with an absorption cartridge;
 - filter respirators with absorption cartridge or canister of the right type;
 - fresh-air hoods or masks
- Build-up of electrostatic charge on the dust particle, may be prevented by bonding and grounding.
- Powder handling equipment such as dust collectors, dryers and mills may require additional protection measures such as explosion venting.

Air contaminants generated in the workplace possess varying "escape" velocities which, in turn, determine the "capture velocities" of fresh circulating air required to efficiently remove the contaminant.

Type of Contaminant:	Air Speed:
direct spray, spray painting in shallow booths, drum filling, conveyer loading, crusher dusts, gas discharge (active generation into zone of rapid air motion)	1-2.5 m/s (200-500 f/min.)
grinding, abrasive blasting, tumbling, high speed wheel generated dusts (released at high initial velocity into zone of very high rapid air motion).	2.5-10 m/s (500-2000 f/min.)

Within each range the appropriate value depends on:

Lower end of the range	Upper end of the range
1: Room air currents minimal or favorable to capture	1: Disturbing room air currents
2: Contaminants of low toxicity or of nuisance value only	2: Contaminants of high toxicity
3: Intermittent, low production.	3: High production, heavy use
4: Large hood or large air mass in motion	4: Small hood-local control only

Simple theory shows that air velocity falls rapidly with distance away from the opening of a simple extraction pipe. Velocity generally decreases with the square of distance from the extraction point (in simple cases). Therefore the air speed at the extraction point should be adjusted, accordingly, after reference to distance from the contaminating source. The air velocity at the extraction fan, for example, should be a minimum of 4-10 m/s (800-2000 f/min) for extraction of crusher dusts generated 2 meters distant from the extraction point. Other mechanical considerations, producing performance deficits within the extraction apparatus, make it essential that theoretical air velocities are multiplied by factors of 10 or more when extraction systems are installed or used.

Section 9 - PHYSICAL AND CHEMICAL PROPERTIES

PHYSICAL PROPERTIES

Solid.
Mixes with water.

State	Divided solid	Molecular Weight	388.29
Melting Range (°F)	Not available	Viscosity	Not Applicable
Boiling Range (°F)	Not applicable	Solubility in water (g/L)	Miscible
Flash Point (°F)	Not available	pH (1% solution)	Not available
Decomposition Temp (°F)	Not available	pH (as supplied)	Not applicable
Autoignition Temp (°F)	Not available	Vapour Pressure (mmHG)	Negligible
Upper Explosive Limit (%)	Not available	Specific Gravity (water=1)	Not available
Lower Explosive Limit (%)	Not available	Relative Vapor Density (air=1)	Not applicable
Volatile Component (%vol)	Negligible	Evaporation Rate	Not applicable

APPEARANCE

White crystalline powder; mixes with water.

Section 10 - CHEMICAL STABILITY

CONDITIONS CONTRIBUTING TO INSTABILITY

-
- Presence of incompatible materials.
- Product is considered stable.
- Hazardous polymerization will not occur.

STORAGE INCOMPATIBILITY

- Avoid reaction with oxidizing agents.

For incompatible materials - refer to Section 7 - Handling and Storage.

Section 11 - TOXICOLOGICAL INFORMATION

4,4'-dicarboxy-2,2'-biquinoline, disodium salt

TOXICITY AND IRRITATION

• unless otherwise specified data extracted from RTECS - Register of Toxic Effects of Chemical Substances.

• Asthma-like symptoms may continue for months or even years after exposure to the material ceases. This may be due to a non-allergenic condition known as reactive airways dysfunction syndrome (RADS) which can occur following exposure to high levels of highly irritating compound. Key criteria for the diagnosis of RADS include the absence of preceding respiratory disease, in a non-atopic individual, with abrupt onset of persistent asthma-like symptoms within minutes to hours of a documented exposure to the irritant. A reversible airflow pattern, on spirometry, with the presence of moderate to severe bronchial hyperreactivity on methacholine challenge testing and the lack of minimal lymphocytic inflammation, without eosinophilia, have also been included in the criteria for diagnosis of RADS. RADS (or asthma) following an irritating inhalation is an infrequent disorder with rates related to the concentration of and duration of exposure to the irritating substance. Industrial bronchitis, on the other hand, is a disorder that occurs as result of exposure due to high concentrations of irritating substance (often particulate in nature) and is completely reversible after exposure ceases. The disorder is characterised by dyspnea, cough and mucus production.

Allergic reactions involving the respiratory tract are usually due to interactions between IgE antibodies and allergens and occur rapidly. Allergic potential of the allergen and period of exposure often determine the severity of symptoms. Some people may be genetically more prone than others, and exposure to other irritants may aggravate symptoms. Allergy causing activity is due to interactions with proteins. Attention should be paid to atopic diathesis, characterized by increased susceptibility to nasal inflammation, asthma and eczema. Exogenous allergic alveolitis is induced essentially by allergen specific immune-complexes of the IgG type; cell-mediated reactions (T lymphocytes) may be involved. Such allergy is of the delayed type with onset up to four hours following exposure.

In rabbits and dogs, quinoline and its metabolites are excreted in the urine. Urinary excretion of quinoline and its metabolites was nearly complete 24 hours after i.v. dosing of dogs with 20 or 25 mg/kg. Less than 0.5% of the administered quinoline was excreted unchanged. Approximately 29%-32% of the administered quinoline was recovered from the urine as 3-hydroxyquinoline (free and conjugated forms). Approximately 0.4%-0.8% of free quinoline was detected in rabbit urine collected 24 hours after administration of an oral dose of 250 mg/kg. Approximately 6.7%-11.0 % of the quinoline was determined to be excreted as a labile compound that yields quinoline on heating with acid. About 3%-4% of quinoline was excreted as the metabolite 5,6-dihydroxyquinoline.

Repeat dose toxicity: Groups of 20 male Sprague-Dawley rats were fed a diet containing 0.05% (low-dose), 0.10% (mid-dose), or 0.25% (high-dose) quinoline for approximately 16-40 weeks. Absolute and relative liver weights were significantly increased in all treatment groups, and the difference between initial and final mean body weights decreased with increasing dose. Histological examination of the liver revealed fatty change, bile duct proliferation, and oval cells in treated animals. Also, nodular hyperplasia was seen in the mid- and high-dose animals.

Carcinogenicity: No reliable human epidemiological studies are available that address the potential carcinogenicity of quinoline. However, laboratory studies have shown that quinoline is mitogenic and mutagenic in vitro and in vivo, and that humans and rats share a common quinoline-metabolizing P450 enzyme. Liver tumors have been observed in rats and mice exposed to quinoline via oral and i.p. routes of exposure, but not in rats exposed subcutaneously, despite the fact that the s.c. injections resulted in maximally tolerated doses more than 40 times higher than i.p. doses given to mice. The observation of skin tumors on mice dermally exposed to quinoline and tumor promoter tetradecanoyl phorbol acetate suggests that quinoline can initiate skin tumors (no other tumor types were reported) without first-pass metabolism in the liver, but the question of whether inhaled quinoline would have such effects without promotion remains.

Several animal studies report hepatocarcinogenicity (hepatocellular carcinomas and haemangioendotheliomas or haemangiosarcomas, a

vascular tumor) in rats and mice following oral dosing with quinoline. Quinoline has also been reported to be a hepatocarcinogen in newborn mice following intraperitoneal exposure. Metastatic changes, arising from these tumors, were detected in the lungs of some of the rats. Hepatic tumours (carcinomas, adenomas, and basophilic altered foci) were observed in male newborn mice, but not male or female newborn rats. No tumors, but basophilic altered foci, were observed in female newborn mice.

Quinoline initiated skin tumors in female SENCAR mice following dermal application

Important aspects of the hepatocarcinogenicity of quinoline are the relatively short latency period (as low as 12 weeks) for tumor formation, and the fact that one of the tumor types observed, haemangioendotheliomas, is uncommon in rats and mice.

Other studies indicate species differences in regard to liver tumorigenesis by quinoline; mice and rats are most susceptible and hamsters and guinea pigs appear to be resistant.

Quinoline is considered likely to be carcinogenic in humans in accordance with proposed EPA carcinogen risk assessment guidelines (U.S. EPA, 1996) on the basis of observations of exposure-related increased incidence of an unusual malignant tumor in multiple strains of rats and mice, in multiple experiments using oral, dermal, i.p., and s.c. dosing, and at an early age. This determination is supported by studies that demonstrate that quinoline is genotoxic.

Quinoline can apparently act as a promoter of liver carcinogenicity as well. Quinoline, 3-fluoroquinone (3-FQ), or 5-fluoroquinone (5-FQ) were fed to F344 male rats in their diet (0.1% and 0.05%) for a period of 6 weeks following a single, 200 mg/kg i.p. injection of the liver carcinogen diethylnitrosamine (DEN). The number and areas of GST-P (placental glutathione S10 transferase)-positive foci induced in the liver increased significantly as a result of treatment with 0.1% but not 0.05% quinoline

Genotoxicity: Quinoline is a mutagen in *Salmonella typhimurium* in the presence of metabolic activation. Quinoline has also been shown to induce chromosome aberrations and sister chromatid exchanges in the rat liver and micronucleus formation in the bone marrow of CD1 male mice. Although a predominance of data suggest that quinoline is genotoxic, the results of at least one study indicate that a nongenotoxic (i.e., mitogenic) mechanism of action may play a role in its hepatocarcinogenicity (Quinoline was found to have significant activity in the *Salmonella typhimurium* strain TA100, but generally not in strains TA1537 and TA1538, nor TA98, suggesting that it may be acting via base-pair substitution).

3-Fluoro- and 2- and 3-chloroquinolines were less mutagenic than all other fluoro- and chloro-substituted derivatives of quinoline. The 3-fluoro derivative of quinoline completely blocks the mutagenic activity of quinoline. Substitutions at other locations do not reduce quinoline's mutagenicity, and in some cases enhance it (presumably by inhibiting detoxification pathways).

Studies suggest that the 2,3-epoxide is the active metabolic mutagen based on the fact that the 4-chloro isomer is weakly mutagenic (presumably no mutagenicity would be observed if a 3,4-epoxide were necessary), the 4-methyl isomer is strongly mutagenic (suggested to be because of suppression of detoxification of the 2,3-epoxide), and the 2-methyl isomer is weakly mutagenic (the authors report that methyl substitution at the site of epoxide formation is known to partially reduce mutagenicity).

No significant acute toxicological data identified in literature search.

Section 12 - ECOLOGICAL INFORMATION

Refer to data for ingredients, which follows:

4,4'-DICARBOXY-2,2'-BIQUINOLINE, DISODIUM SALT:

- For quinoline:

Henry's Law constant: 2.49×10^{-7} atm-m³/mol

Koc 79-205

Bioconcentration factor 21

log Kow 2.03

Environmental fate:

When released to aquatic systems, quinoline will biodegrade. The rate depends upon temperature and microbial conditions, with complete degradation occurring within 5 days. Quinoline is also likely to be photolysed at rates that depend on pH, depth of water, season, and presence of humic acids. Photolytic half-lives range from 21 days during the summer to 160 days during the winter. A low Henry's Law constant predicts little volatilisation.

Given a bioconcentration factor (BCF) of 21 and a Koc of 79-205, sorption to suspended sediments and bioaccumulation are likely to be responsible for a moderate-to-low level of removal from aquatic systems.

When released to soil, quinoline is likely to leach quickly into groundwater. It is predicted that less than 0.5% of quinoline released would sorb to sediments and particulates, and quinoline is likely to partition into water, given its moderate water solubility and low Kow. Once quinoline partitions to water, it is not likely to volatilise to air because of its low Henry's Law constant. There was no relation between adsorption and soil carbon content.

Biodegradation is likely to take place but, on the basis of information available for quinoline in water, hydrolysis, oxidation, and volatilisation should not be significant.

Quinoline released to the atmosphere is likely to react with hydroxyl radicals, with an estimated reaction half-life of 2.51 days. Because of its strong absorption of light wavelengths >290 nm, quinoline has the potential for direct photolysis in the atmosphere. Removal from the atmosphere can occur via wet and dry deposition.

- DO NOT discharge into sewer or waterways.

Section 13 - DISPOSAL CONSIDERATIONS

Disposal Instructions

All waste must be handled in accordance with local, state and federal regulations.

- Puncture containers to prevent re-use and bury at an authorized landfill.

Legislation addressing waste disposal requirements may differ by country, state and/ or territory. Each user must refer to laws operating in their area. In some areas, certain wastes must be tracked.

A Hierarchy of Controls seems to be common - the user should investigate:

- Reduction
- Reuse
- Recycling
- Disposal (if all else fails)

This material may be recycled if unused, or if it has not been contaminated so as to make it unsuitable for its intended use. Shelf life considerations should also be applied in making decisions of this type. Note that properties of a material may change in use, and recycling or reuse may not always be appropriate.

DO NOT allow wash water from cleaning equipment to enter drains. Collect all wash water for treatment before disposal.

- Recycle wherever possible.
- Consult manufacturer for recycling options or consult Waste Management Authority for disposal if no suitable treatment or disposal facility can be identified.
- Dispose of by: Burial in a licensed land-fill or Incineration in a licensed apparatus (after admixture with suitable combustible material)
- Decontaminate empty containers. Observe all label safeguards until containers are cleaned and destroyed.

Section 14 - TRANSPORTATION INFORMATION

NOT REGULATED FOR TRANSPORT OF DANGEROUS GOODS: DOT, IATA, IMDG

Section 15 - REGULATORY INFORMATION

4,4'-Dicarboxy-2,2'-Biquinoline, Sodium Salt (CAS: 979-88-4) is found on the following regulatory lists;

"Canada Domestic Substances List (DSL)", "US Toxic Substances Control Act (TSCA) - Inventory"

Section 16 - OTHER INFORMATION

LIMITED EVIDENCE

- Inhalation may produce health damage*.
- Cumulative effects may result following exposure*.
- Limited evidence of a carcinogenic effect*.

* (limited evidence).

Reasonable care has been taken in the preparation of this information, but the author makes no warranty of merchantability or any other warranty, expressed or implied, with respect to this information. The author makes no representations and assumes no liability for any direct, incidental or consequential damages resulting from its use. For additional technical information please call our toxicology department on +800 CHEMCALL.

• Classification of the mixture and its individual components has drawn on official and authoritative sources as well as independent review by the Chemwatch Classification committee using available literature references.

A list of reference resources used to assist the committee may be found at:

www.chemwatch.net/references.

• The (M)SDS is a Hazard Communication tool and should be used to assist in the Risk Assessment. Many factors determine whether the reported Hazards are Risks in the workplace or other settings. Risks may be determined by reference to Exposures Scenarios. Scale of use, frequency of use and current or available engineering controls must be considered.

This document is copyright. Apart from any fair dealing for the purposes of private study, research, review or criticism, as permitted under the Copyright Act, no part may be reproduced by any process without written permission from CHEMWATCH. TEL (+61 3) 9572 4700.

Issue Date: Nov-27-2009

Print Date: Jun-9-2010